



# Parts Manual IS2500Z Series Zero-Turn Riding Mower



<b>Models:</b>	<b>Description:</b>
5901293	IS2500Z CE Series w/ 52" Side Discharge Mower Deck & ROPS (IS2500ZY24D52CE)
5901294	IS2500Z CE Series w/ 52" Rear Discharge Mower Deck & ROPS (IS2500ZY24D52RDC)
5901295	IS2500Z Series w/ 61" Side Discharge Mower Deck & ROPS (IS2500ZY2461)
5901296	IS2500Z CE Series w/ 61" Side Discharge Mower Deck & ROPS (IS2500ZY24D61CE)
5901297	IS2500Z CE Series w/ 61" Rear Discharge Mower Deck & ROPS (IS2500ZY24D61RDC)
5901298	IS2500Z ANSI-EXP Series W/ 61" Side Discharge Mower Deck & ROPS ANSI-EXP (IS
5901331	IS2500Z ANSI-EXP Series w/ 52" Side Discharge Mower Deck & ROPS (IS2500ZY245
5901332	IS2500Z ANSI-EXP Series w/ 52" Rear Discharge Mower Deck & ROPS (IS2500ZY245

**Briggs and Stratton Power Products Group, LLC.**

5375 North Main Street  
Munnsville, NY 13409 USA  
800-933-6175

5104099  
Revision D  
Rev. Date: 4/29/15  
TP 400-5104099-D-2D-F

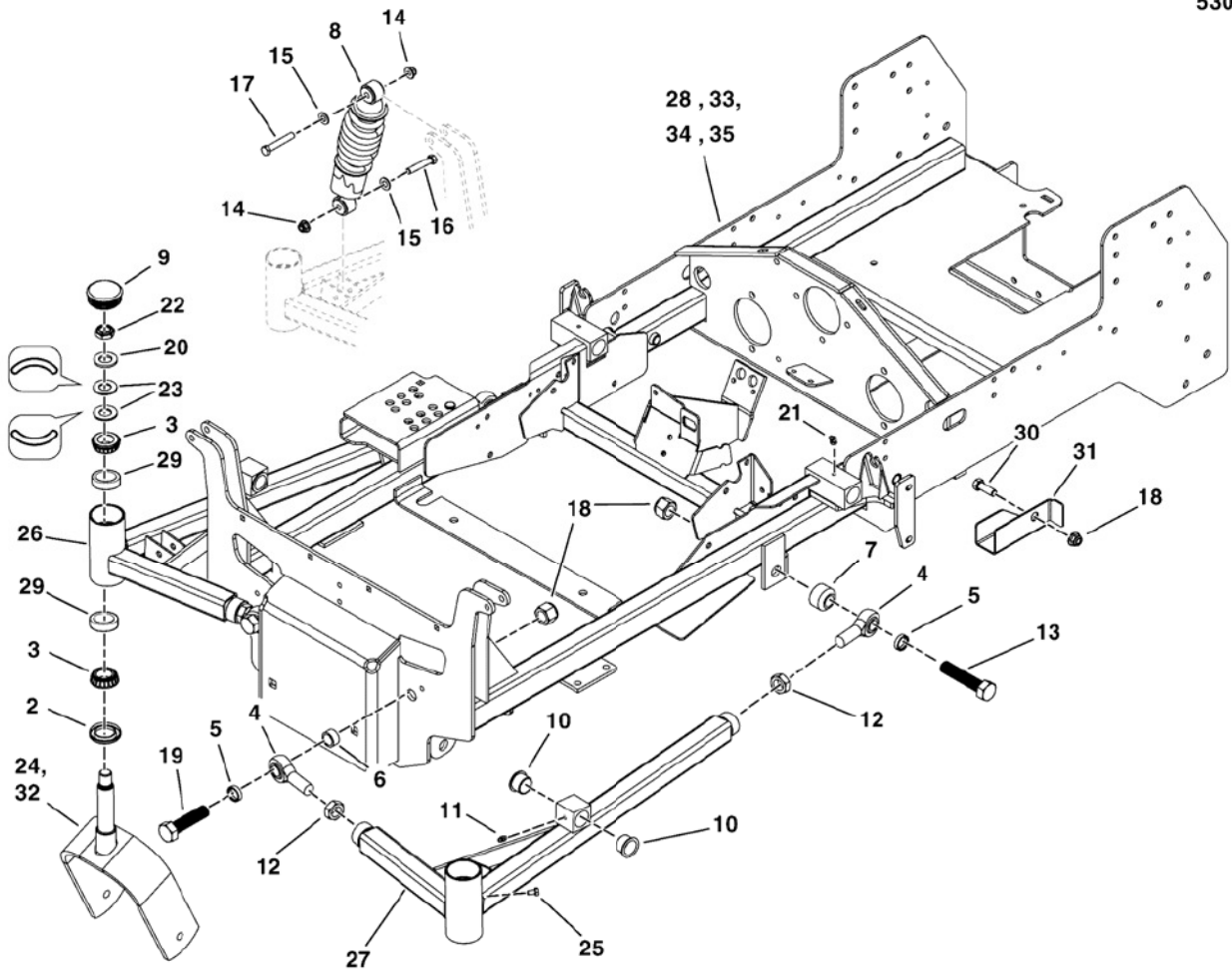
Not for  
Reproduction

<b>MODEL COMPONENTS</b>	<b>PAGE</b>
Main Frame & Front Suspension Group .....	4
Rear Bumper, Roll Bar & Seat Belt Group .....	6
Seat Plate & Floor Group .....	8
Fuel Supply Hose & Tank Replacement Parts Group .....	12
Fuel Tank & Mount Group .....	14
Instrument & Control Panel Group .....	16
Engine & PTO Group .....	18
Engine Service Parts - Yanmar (3TNM68 - 3TNM72) .....	22
Radiator & Accessories Group .....	24
Pump Drive Group .....	28
Motion Control Group - Lower .....	30
Motion Control Group - Upper .....	32
Hydraulic Group .....	34
Parking Brake Group .....	38
Rear Suspension Group .....	40
Deck Lift Group - Rods & Pedals .....	42
Hood & Shield Group .....	46
Wheel & Tire Group .....	50
Decal Group - Safety & Operation (Export) .....	52
Decal Group - Brand & Model .....	54
Decal Group - Safety & Operation (Domestic) .....	56
CE Guarding - 61" Mower Deck S/N: 2017018011 & Above .....	58
CE Guarding - 52" Mower Deck S/N: 2017018011 & Above .....	60
CE Guarding - Engine Compartment & Parking Brake S/N: 2017018011 & Above .....	62
52" Mower Deck Group - Pulleys, Belt & Idler Arm S/N: 2016903713 & Below .....	64
52" Side Discharge Mower Deck Group - Housing, Covers, Spindles & Blades .....	66
52" Mower Deck Group - Hanger Chains .....	68
52" Mower Deck Group - Puller Bars .....	70
52" Rear Discharge Mower Deck Group - Housing, Covers, Spindles & Blades .....	72
61" Mower Deck Group - Hanger Chains .....	74
61" Mower Deck Group - Puller Bars .....	76
61" Mower Deck Group - Pulleys, Belt & Idler Arm S/N: 2016903714 & Above .....	78
52" Mower Deck Group - Pulleys, Belt & Idler Arm S/N: 2016903714 & Above .....	80
52" Mower Deck Group - Rollers .....	82
61" Mower Deck Group - Pulleys, Belt & Idler Arm S/N: 2016903713 & Below .....	84
61" Mower Deck Group - Rollers Group .....	86
61" Mower Deck Group - Housing, Covers, Spindles & Blades (Side Discharge) .....	88
61" Mower Deck - Housing, Covers, Spindles & Blades (Rear Discharge) .....	92
Spindle Service Parts - 5061095 .....	94
Spindle Service Parts - 5100993 .....	96
Electrical Schematics .....	98-103
<b>Torque Specification Chart .....</b>	<b>Inside Back Cover</b>

## Main Frame & Front Suspension Group

NOTE: Unless noted otherwise,  
use the standard hardware torque  
specification chart.

5303489  
5303475



The above parts group applies to the following Mfg. Nos.:

5901293	5901294
5901298	5901295
5901296	
5901297	
5901331	
5901332	



## Main Frame & Front Suspension Group

REF NO	PART NO.	QTY.	DESCRIPTION
1	5025430	1	CLAMP, 5/16, DOUBLE, WIRE & TUBE (Not Shown)
2	5021072	2	SEAL, GREASE
3	5020884	4	BEARING, TAPERED ROLLER, 1
4	5022039	4	BALL JOINT, 3/4-16, MALE
5	5047461	4	SPACER, .76 X 1.00 X .25
6	5046092	2	SPACER, .76 X 1.00 X .50
7	5046093	2	SPACER, .75 X 1.50 X 1.00
8	5023436	2	SHOCK ABSORBER
9	5102929	2	CAP, LOW PROFILE, STEEL
10	5023356	4	BUSHING, 1.00X1.13X.75, PLA
11	5025447	2	GREASE FITTING, 1/4-28, 90 DEGREE
12	5025093	4	NUT, 3/4-16 HEX JAM
13	5025265X28	2	BOLT, 3/4-16 X 3-1/2 YZ GD5
14	5025284	4	NUT, 3/4-16 HEX NYLON LOCK
15	5025156	4	WASHER, 3/8 SAE
16	5025013X16	2	BOLT, 3/8-16 X 2 GD5 YZ
17	5025013X18	2	BOLT, 3/8-16 X 2-1/4 GD5 YZ
18	5025394	5	NUT, 3/8-16 HEX NYLOCK FLANGE
19	5025265X24	2	BOLT-3/4-16 X 3 YZ GD5
20	5025160	2	WASHER, 3/4 SAE
21	5020020	2	GREASE FITTING, 45 DEGREE
22	5025448	2	NUT, 3/4-16, HEX JAM NYLON LOCK
23	5025449	4	WASHER, BELLEVILLE - 1.500 X .755
24	5402208B	2	WELD, CASTER YOKE -RED (52" Models)
25	5025457	2	BOLT, 1/4-28 X 1/2, GD5 YZ
26	5404853B	1	WELD, FRONT A-ARM, RH, IS2500 - RED
27	5404854B	1	WELD, FRONT A-ARM, LH, IS2500 - RED
28	5411562B	1	WELD, MAIN FRAME, IS2500Z, 52 - RED (52" Models)(S/N: 2016811910 & Below)
29	5020883	4	BEARING CUP (SV)
30	5025075X6	1	BOLT, 3/8-16 X 3/4, ALLEN BUTTON
31	5408764B	1	TRAY, WIRE HARNESS, IS2500 - RED
32	5411934B	2	WELD, CASTER YOKE - RED (61" Models)
33	5411563B	1	WELD, MAIN FRAME, IS2500Z, 61 - RED (61" Models)(S/N: 2016811910 & Below)
34	5412831B	1	WELD, MAIN FRAME, IS2500Z, 52 - RED (52" Models)(S/N: 2016811911 & Above)
35	5412832b	1	WELD, MAIN FRAME, IS2500Z, 61 - RED (61" Models)(S/N: 2016811911 & Above)

### Footnotes

The above parts group applies to the following Mfg. Nos.:

5901293      5901294  
5901298      5901295  
5901296  
5901297  
5901331  
5901332

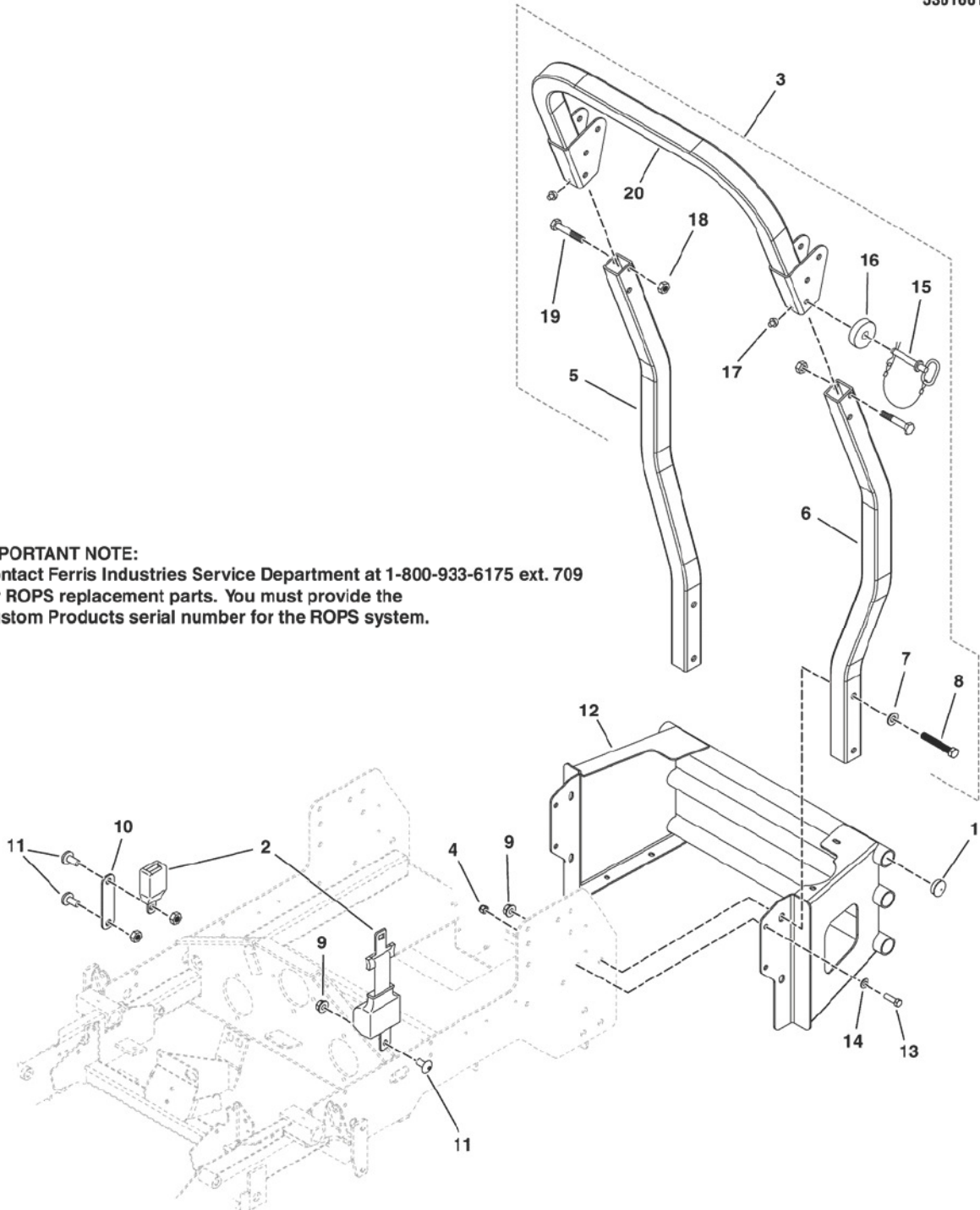
## Rear Bumper, Roll Bar & Seat Belt Group

NOTE: Unless noted otherwise,  
use the standard hardware torque  
specification chart.

5301601

### IMPORTANT NOTE:

Contact Ferris Industries Service Department at 1-800-933-6175 ext. 709  
for ROPS replacement parts. You must provide the  
Custom Products serial number for the ROPS system.



The above parts group applies to the following Mfg. Nos.:

5901293      5901294  
5901298      5901295  
5901296  
5901297  
5901331  
5901332

### Rear Bumper, Roll Bar & Seat Belt Group

REF NO	PART NO.	QTY.	DESCRIPTION
1	5023484	6	PLUG, PANEL, 1.25 - BLACK
2	5100139	1	SEAT BELT, RETRACTING - ASSM
3	-	1	ROPS (Call 1-800-933-6175 x708 if replacing a ROPS) (Includes No. 5-9 & 15-20)
4	5025394	4	NUT, 3/8-16 HEX NYLOCK FLANGE
5	-	1	ROLL BAR POST, RH
6	-	1	ROLL BAR POST, LH
7	5025158	4	WASHER, 1/2 SAE
8	5025017X26	4	BOLT, 1/2-13 X 3-1/4, HEX HD, GD5, YZ
9	5025396	7	NUT, 1/2-13 HEX NYLOCK FLANGE
10	5401044A	1	EXTENSION, SEAT BELT - BLK
11	5100267	3	SCREW, 1/2-13 X 1.00, SHCS
12	5404669B	1	BUMPER, REAR, IS2500
13	5025013X8	4	BOLT, 3/8-16 X 1 GD5 YZ
14	5025156	4	WASHER, 3/8 SAE
15	5100079	2	PIN, HINGE W/ LANYARD
16	5100545	2	WASHER, EPDM FOAM, 1/2" ID
17	5100383	2	BUMPER, ROPS
18	-	2	NUT
19	-	2	BOLT
20	-	1	ROLL BAR TOP LOOP

Not for  
Reproduction

### Footnotes

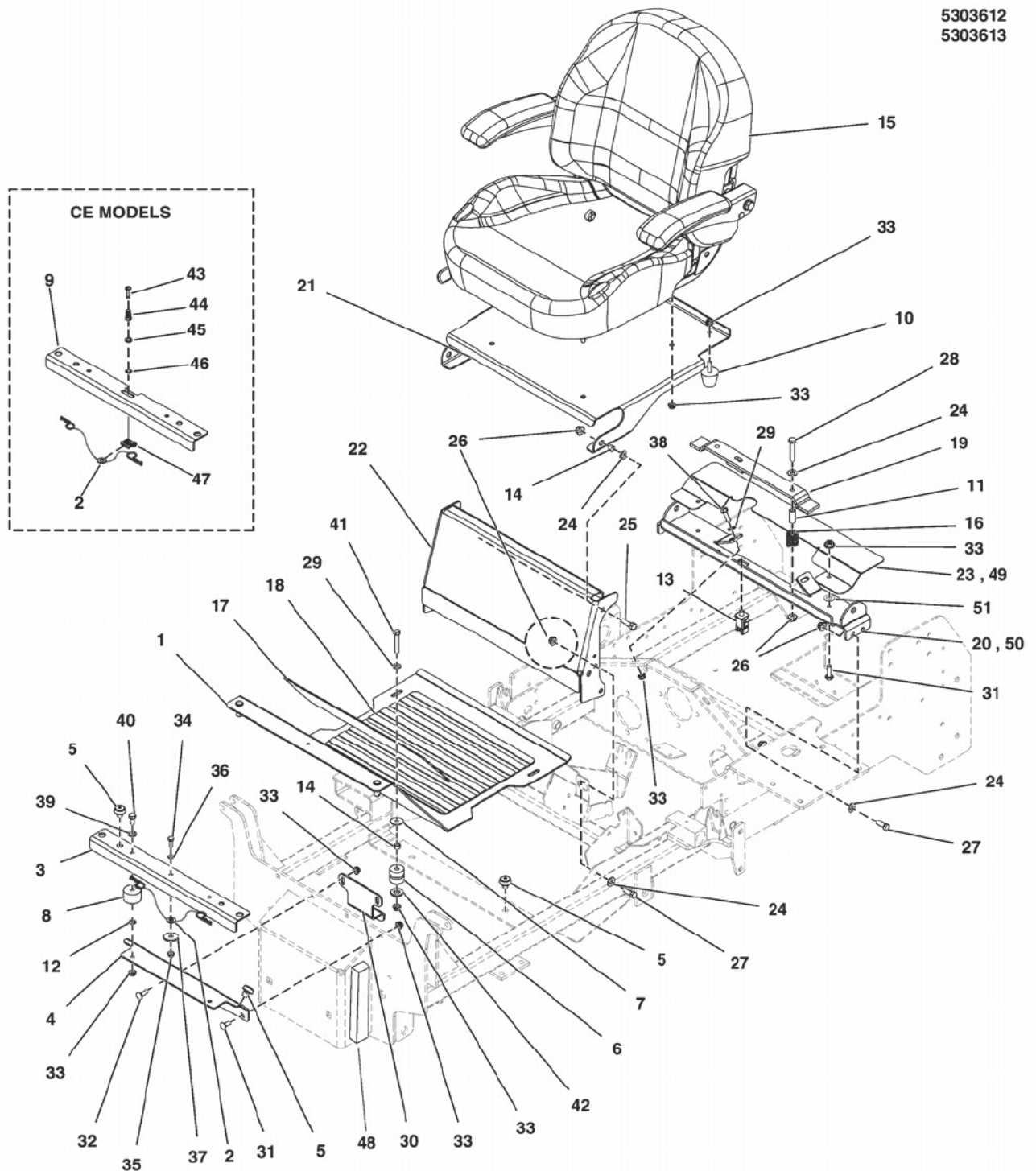
The above parts group applies to the following Mfg. Nos.:

5901293      5901294  
5901298      5901295  
5901296  
5901297  
5901331  
5901332

## Seat Plate & Floor Group

NOTE: Unless noted otherwise,  
use the standard hardware torque  
specification chart.

5303612  
5303613



The above parts group applies to the following Mfg. Nos.:

5901293      5901294  
5901298      5901295  
5901296  
5901297  
5901331  
5901332

## Seat Plate & Floor Group

REF NO	PART NO.	QTY.	DESCRIPTION
1	5409273B	1	WELD, FLOOR PLATE, IS2500, CE - RED
2	5103107	2	HAIRPIN COTTER LANYARD ASM, 8"
3	5411884B	1	PLATE, FLOOR MOUNTING, TOP, DOM - RED
4	5411885B	1	PLATE, FLOOR MOUNTING, BOTTOM - RED
5	197546	6	MNT, VBRN, RBBR
6	5023131	2	MOUNT, ISO,BOT,RAD 5000Z-DIESEL
7	5025164	2	WASHER, 5/16 FENDER
8	5023130	2	MOUNT,ISO,TOP,RAD 5000Z-DIESEL
9	5411886	1	PLATE, FLOOR MOUNTING, TOP, CE (CE MODELS)
10	5022612	2	BUMPER, RUBBER 5/16-18
11	5041931	2	SPACER, .38 X .50 X 1.25
12	5025188	2	WASHER, 5/16 INT. TOOTH LOCK
13	5022198	1	SWITCH, PLUNGER, NO/NO SNAP-IN
14	5041930	2	SPACER, .38 X .50 X .27, CZ
15	5103354	1	SEAT, 2012
16	5103070	2	SPRING COMP .76IDX1.3LGX.105WIRE BLACK
17	5101007	1	SAFETY WALK, FLOOR REST, 17.13 X 6.00
18	5101013	1	SAFETY WALK, 11.50 X 15.00
19	5404894B	1	WELD, SEAT SWITCH, IS2500Z -RED
20	5405031B	1	WELD, SEAT SUPPORT - RED (S/N: 2016811910 & Below)
21	5407295B	1	PLATE, SEAT SUPPORT IS2500Z - RED
22	5407296B	1	SEAT SUPPORT - RED
23	5404943B	1	GUARD, HYDRO BELT, IS2500 - RED (S/N: 2016811910 & Below)
24	5025156	10	WASHER, 3/8 SAE
25	1960032	2	SCREW HEX HD 3/8-16X1.250 .141TH HD G5
26	5025394	10	NUT, 3/8-16 HEX NYLOCK FLANGE
27	5025013X8	6	BOLT, 3/8-16 X 1 GD5 YZ
28	5025013X16	2	BOLT, 3/8-16 X 2 GD5 YZ
29	5025155	9	WASHER, 5/16 SAE
30	5409265B	1	RETAINER, BATTERY - RED
31	5025145X6	4	BOLT, 5/16-18 X 3/4, CARRIAGE
32	5025145X8	2	CARRIAGE BOLT 5/16-18 X 1"
33	5025392	17	NUT, 5/16-18 HEX NYLOCK FLANGE
34	5025010X6	1	BOLT, 1/4-20 X 3/4 GD5 YZ
35	5025391	1	NUT, 1/4-20 HEX NYLOCK FLANGE
36	5025154	1	WASHER, 1/4" SAE
37	5044617	1	WASHER, .34 X 1.25 X 10 GA
38	5025011X8	2	BOLT, 5/16-18 X 1 GD5 YZ
39	5025170	2	WASHER, 5/16 LOCK YZ
40	5025011X5	2	BOLT, 5/16-18 X 5/8 GD5 YZ
41	5025011X16	2	BOLT, 5/16-18 X 2, GD5

## Footnotes

The above parts group applies to the following Mfg. Nos.:

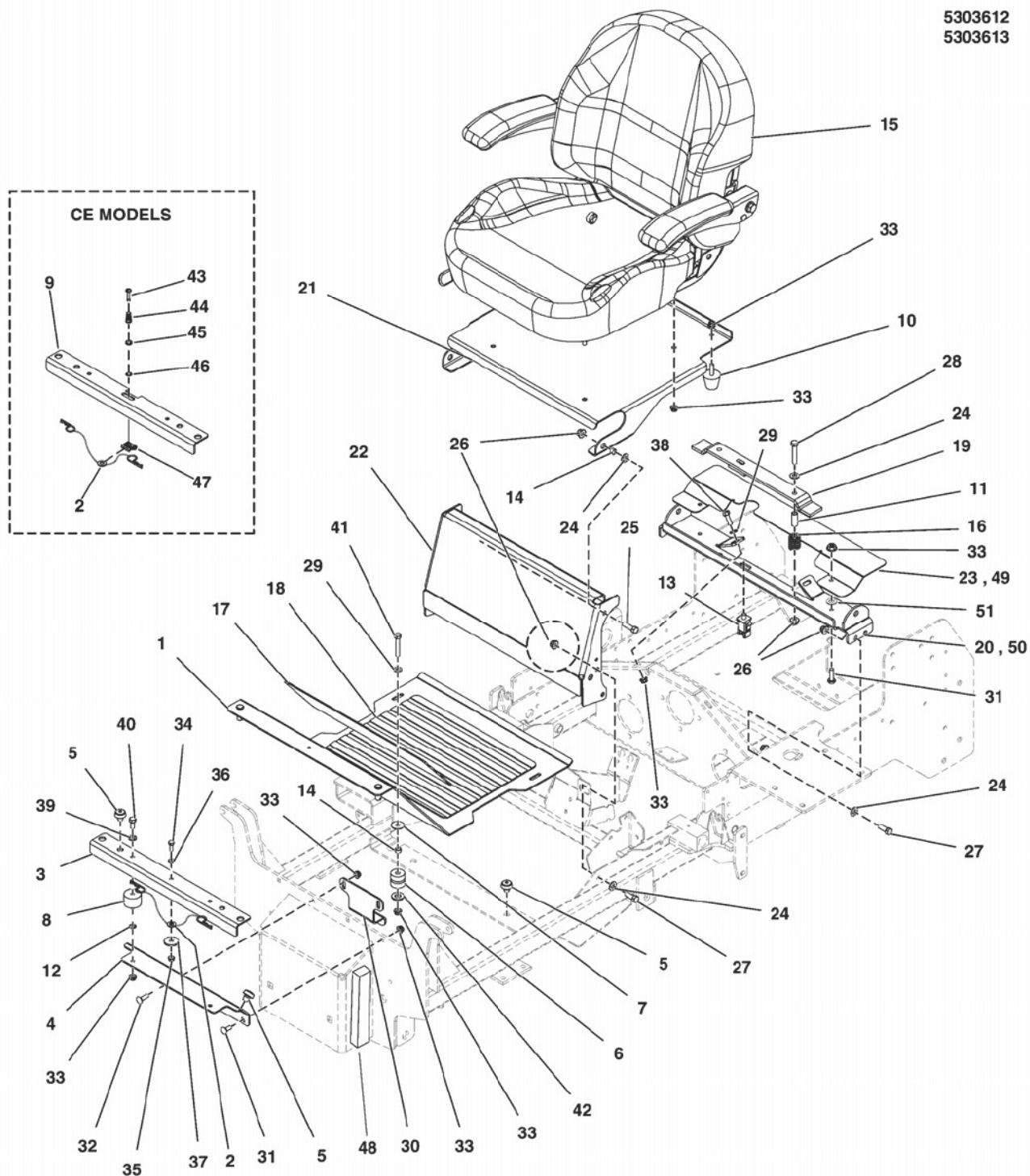
5901293      5901294  
5901298      5901295  
5901296  
5901297  
5901331  
5901332



## Seat Plate & Floor Group

NOTE: Unless noted otherwise,  
use the standard hardware torque  
specification chart.

5303612  
5303613



The above parts group applies to the following Mfg. Nos.:

5901293      5901294  
5901298      5901295  
5901296  
5901297  
5901331  
5901332

### Seat Plate & Floor Group

REF NO	PART NO.	QTY.	DESCRIPTION
42	5025440	2	WASHER, 1/2 GD9 YZ
43	5025572	1	DZUS, 1/4 TURN FASTENER, D8Z29MM (CE MODELS)
44	5025573	1	DZUS, EJECTOR SPRING (CE MODELS)
45	5025574	1	DZUS, CUPPED WASHER (CE MODELS)
46	5025576	1	DZUS, RECEPTACLE, CLIP-ON, D8 (CE MODELS)
47	5025577	1	DZUS, RETAINER PUSH-ON, SS (CE MODELS)
48	5102753X8P5	1	FOAM, 1/2 X 1 X 8.50 LONG (S/N: 2015714694 & Below)
48	5100810	1	PAD, RUBBER MOUNT (S/N: 2015714695 & Above)
49	5412732B	1	GUARD, HYDRO BELT - RED (S/N: 2016811911 & Above)
50	5412889B	1	SUPPORT, SEAT - RED (S/N: 2016811911 & Above)
51	5025498	2	5/16 PUSH-ON NUT RETAINER, STL, CZ

Not for  
Reproduction

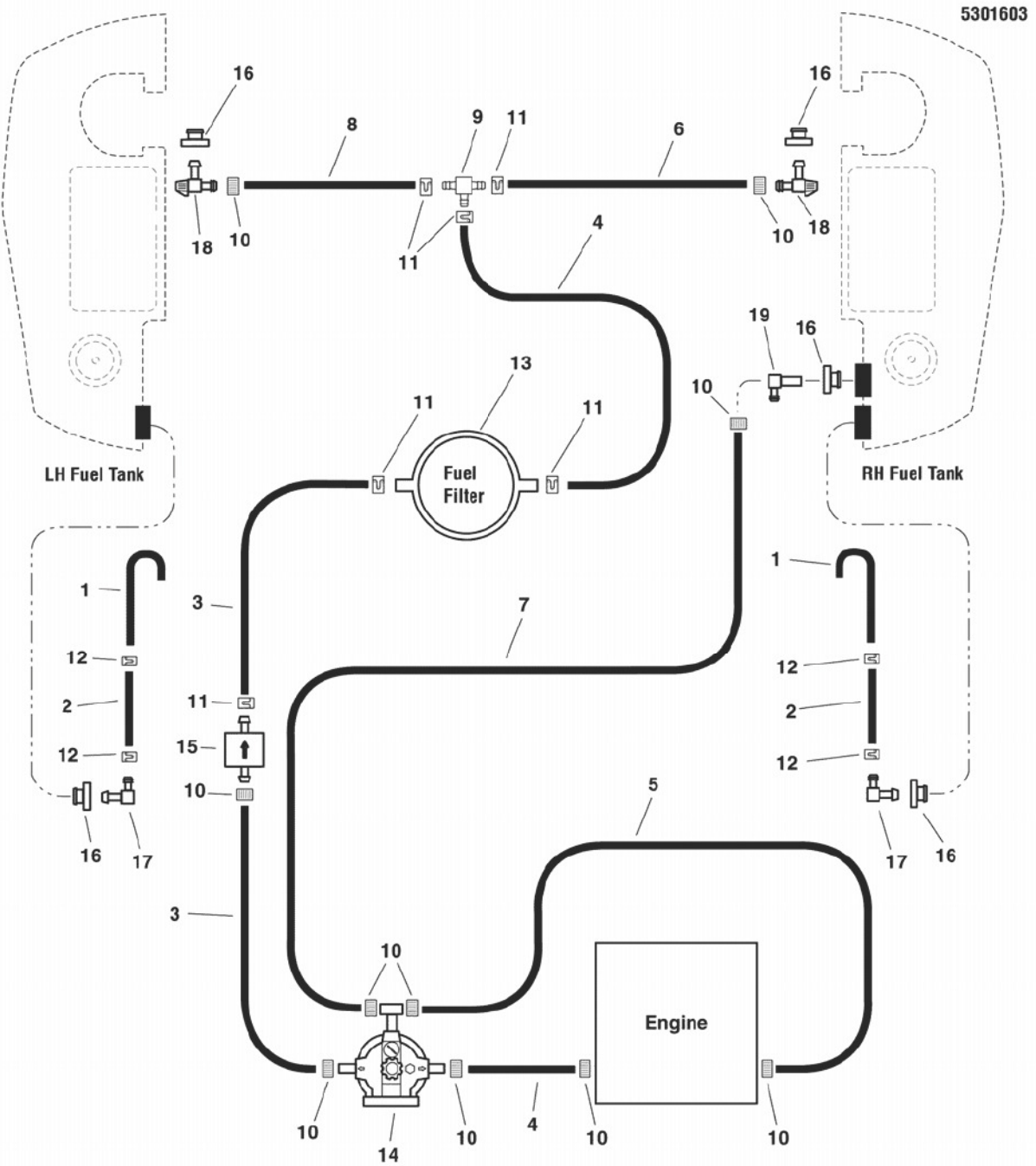
### Footnotes

The above parts group applies to the following Mfg. Nos.:

5901293      5901294  
5901298      5901295  
5901296  
5901297  
5901331  
5901332

## Fuel Supply Hose & Tank Replacement Parts Group

NOTE: Unless noted otherwise,  
use the standard hardware torque  
specification chart.



The above parts group applies to the following Mfg. Nos.:

5901293	5901294
5901298	5901295
5901296	
5901297	
5901331	
5901332	

## Fuel Supply Hose & Tank Replacement Parts Group

REF NO	PART NO.	QTY.	DESCRIPTION
1	5404079	2	VENT TUBE, DIESEL
2	5050831X25	2	HOSE, 1/4" FUEL, 25.00"
3	5102045X2P5	2	FUEL HOSE, 5/16 ID X 2.50
4	5102045X14	2	FUEL HOSE, 5/16 ID X 14.00
5	5102045X19	1	FUEL HOSE, 5/16 ID X 19.00
6	5102045X22	1	FUEL HOSE, 5/16 ID X 22.00
7	5102045X25	1	FUEL HOSE, 5/16 ID X 25
8	5102045X42	1	FUEL HOSE, 5/16 ID X 42.00
9	5102041	1	FITTING, TEE, 5/16 HOSE
10	5022922	12	CLAMP, #4 HOSE, STAINLESS
11	5102046	6	CLAMP, HOSE, EXTERNAL, 9/16
12	5020835	4	CLAMP, HOSE, EXTERNAL, 1/2 - RED
13	5101555X17	1	STRAINER, FUEL (IN-LINE)
14	5101555X1	1	ASSY, FUEL FILTER/WATER SEP.
15	5101985X20	1	PUMP ASSY, FUEL FEED
16	1726400	5	BUSHING-FUEL TANK RED RUBBER (SV)
17	5100959	2	FITTING, DAPCO, 3/8" 90 DEGREE (SV)
18	5100908	2	VALVE, FUEL SHUT-OFF, 11408 (SV)
19	5102043	1	FITTING, 5/16 X .40, 90 ELBOW DAPCO. (SV)
20	5025011X30	1	BOLT, 5/16-18 X 3-3/4 GD5 (NOT SHOWN) (SECURES WATER SEPARATOR)
21	5025155	1	WASHER, 5/16 SAE (NOT SHOWN) (SECURES WATER SEPARATOR)
22	5023257	1	BUSHING, .38 X .88 X .73 (NOT SHOWN) (SECURES WATER SEPARATOR)
23	5025392	3	NUT, 5/16-18 HEX NYLOCK FLANGE (NOT SHOWN) (SECURES WATER SEPARATOR)

Not for  
Reproduction

### Footnotes

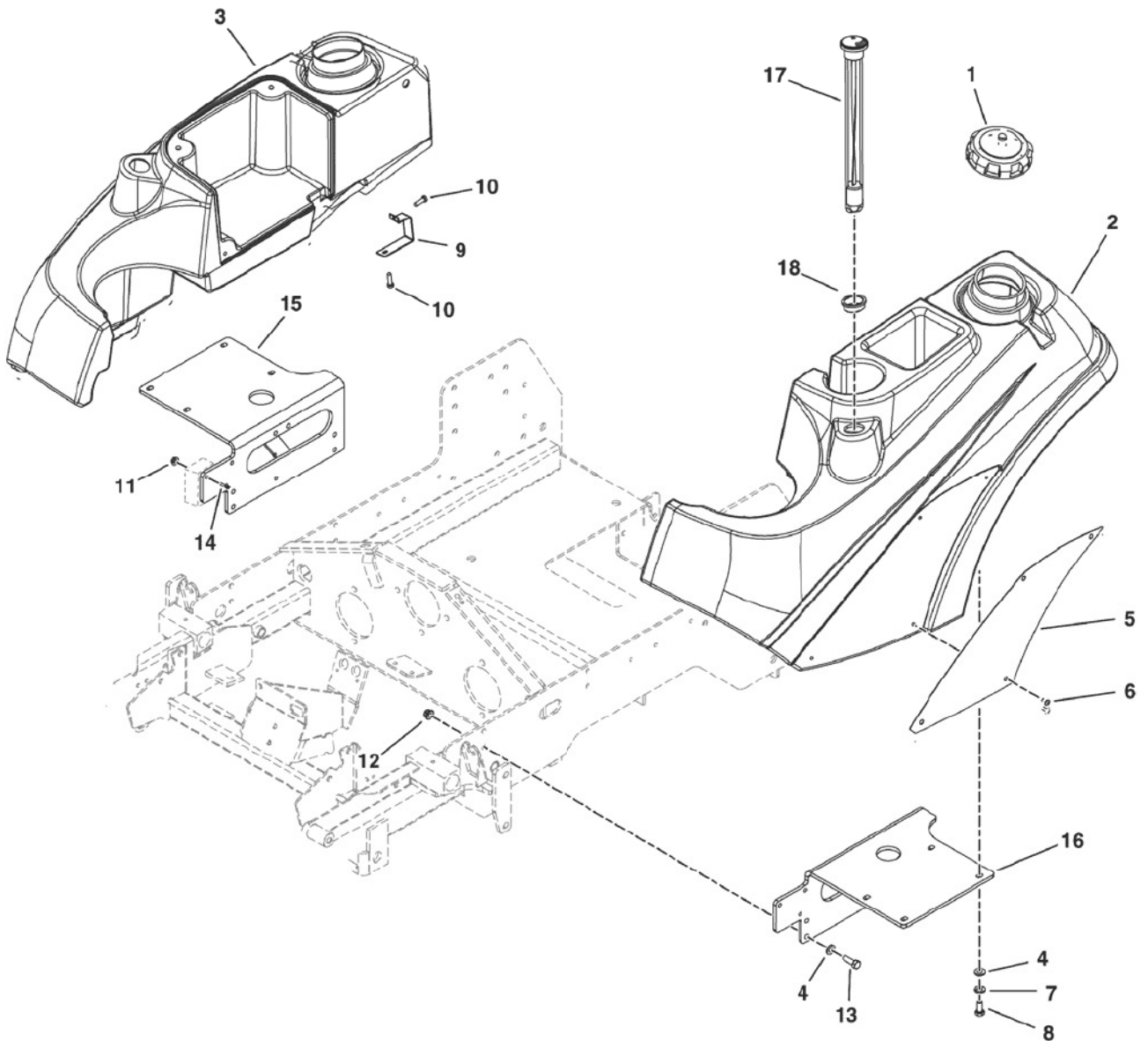
The above parts group applies to the following Mfg. Nos.:

5901293      5901294  
 5901298      5901295  
 5901296  
 5901297  
 5901331  
 5901332

## Fuel Tank & Mount Group

NOTE: Unless noted otherwise,  
use the standard hardware torque  
specification chart.

5301604



The above parts group applies to the following Mfg. Nos.:

5901293      5901294  
5901298      5901295  
5901296  
5901297  
5901331  
5901332



### Fuel Tank & Mount Group

REF NO	PART NO.	QTY.	DESCRIPTION
1	5104414	2	FUEL CAP, 3.5", NON VENTED, DIESEL (GRN)
2	5101854	1	TANK, FUEL, LH, IS2500Z
3	5101855	1	TANK, FUEL, RH, IS2500Z
4	5025155	16	WASHER, 5/16 SAE
5	5401095B	2	BADGE, IS2000 - IS3000 - RED
6	5025386	8	SCREW, #10-24 X 3/8 ALLEN BHBZ
7	5025170	8	WASHER, 5/16 LOCK YZ
8	5025011X6	8	BOLT, 5/16-18 X 3/4 GD5
9	5402480B	2	GUARD, FUEL TANK - RED
10	5025299X4	4	SCREW, 1/4-20 X 1/2 ALLEN BH
11	5025029	5	NUT, #10-24 HEX
12	5025392	8	NUT, 5/16-18 HEX NYLOCK FLANGE
13	5025011X8	8	BOLT, 5/16-18 X 1 GD5 YZ
14	5025179X6	5	SCREW, #10-24 X 3/4 ROUND PHILLIPS
15	5404679A	1	WELD, MOUNT, TANK, RH - BLK
16	5404680A	1	WELD, MOUNT, TANK, LH - BLK
17	5022917	1	GAUGE, FUEL, 12 (SV)
18	5022917X1	1	GROMMET, FUEL GAUGE (SV)

Not for  
Reproduction

### Footnotes

The above parts group applies to the following Mfg. Nos.:

5901293      5901294  
5901298      5901295  
5901296  
5901297  
5901331  
5901332

## Instrument & Control Panel Group

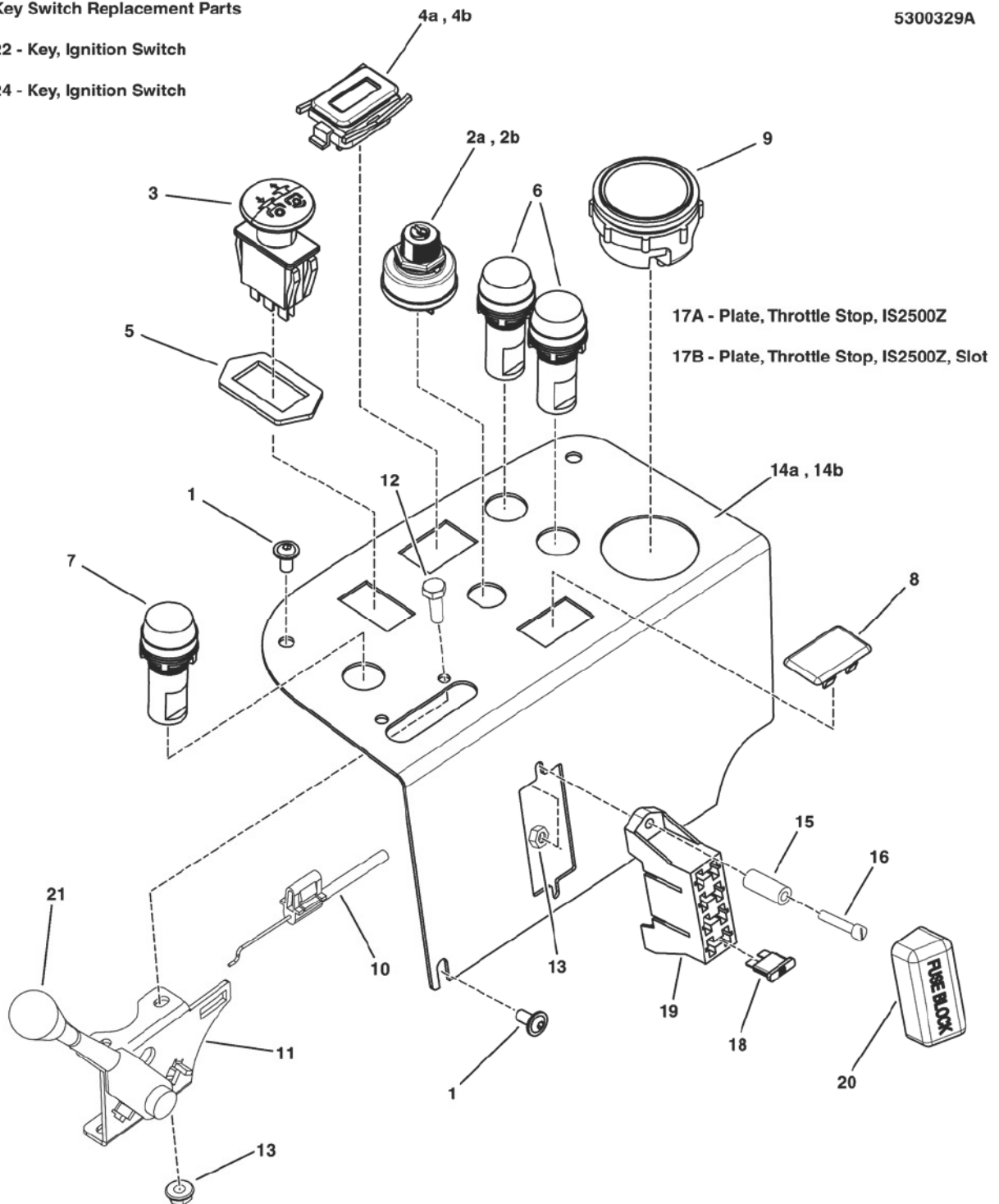
NOTE: Unless noted otherwise,  
use the standard hardware torque  
specification chart.

### Key Switch Replacement Parts

22 - Key, Ignition Switch

24 - Key, Ignition Switch

5300329A



The above parts group applies to the following Mfg. Nos.:

5901293      5901294  
5901298      5901295  
5901296  
5901297  
5901331  
5901332

## Instrument & Control Panel Group

REF NO	PART NO.	QTY.	DESCRIPTION
1	5025299X4	3	SCREW, 1/4-20 X 1/2 ALLEN BH
2a	5102962	1	IGNITION SWITCH, SEALED (S/N: 2015276815 & ABOVE)
2b	5100582	1	SWITCH, IGNITION, YANMAR (S/N: 2015276814 & BELOW)
3	5022180	1	SWITCH, BLADE ENGAGEMENT
4a	--	1	* HOUR METER, ASSEMBLY (5409263) (S/N: 2015551938 & ABOVE)
4b	5102417	1	HOUR METER (S/N: 2015551937 & BELOW)
5	5022222	1	RING, SWITCH RETAINER
6	5023452	2	LIGHT, WARNING, 22MM RED
7	5023451	1	LIGHT, GLOW PLUG, 22MM AMBER
8	1709188	1	PLUG, .820X1.44 HOLE, BLACK PLASTIC
9	5023393	1	GAUGE, WATER TEMPERATURE
10	5101072	1	CABLE, THROTTLE, 52"
11	5101537	1	LEVER, THROTTLE CONTROL, HEAVY-DUTY
12	5025179X6	2	SCREW, #10-24 X 3/4 ROUND PHILLIPS
13	5025271	4	NUT, #10-24 HEX NYLON LOCK
14a	5408738A	1	PANEL, CONTROL, IS2500Z - BLK (S/N: 2015276815 & ABOVE)
14b	5403507A	1	PANEL, CONTROL, IS2000Z YANMAR - BLK (S/N: 2015276814 & BELOW)
15	5102275	2	SPACER, .20 X .38 X 1.75, YZ
16	5025270X20	2	SCREW, 10-24 X 2-1/2, RD HD PHILLIPS, CZ
17A	5048474A	1	PLATE, THROTTLE STOP - BLK (20HP DOMESTIC - S/N: ALL; 24HP EXPORT - S/N: 2016811910 & BELOW)
17B	5412766	1	PLATE, THROTTLE STOP, IS2500, SLOT (24HP EXPORT - S/N: 2016811911 & ABOVE)
18	5021603	4	FUSE, ATO, 20 AMP
19	5021518	1	FUSE BLOCK
20	5022805	1	COVER, VINYL FUSEBLOCK
21	5046360X1	1	THROTTLE CONTROL HANDLE/KNOB (SV)
22	5100582X2	1	KEY SET, INDAK IGNITION SWITCH (SV) (S/N: 2015276814 & BELOW)
23	5102400	1	BEZEL NUT & SEAL (SV) (NOT SHOWN - S/N: 2015276814 & BELOW)
24	5102962X1	1	KEY SET, IGNITION SWITCH, YANMAR (SV) (S/N: 2015276815 & ABOVE)

### Footnotes

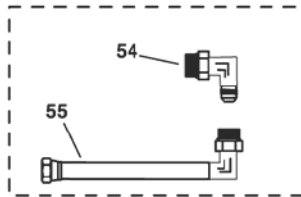
\* When replacing this hour meter, please call our service department at 1-800-933-6175 ext. 709

The above parts group applies to the following Mfg. Nos.:

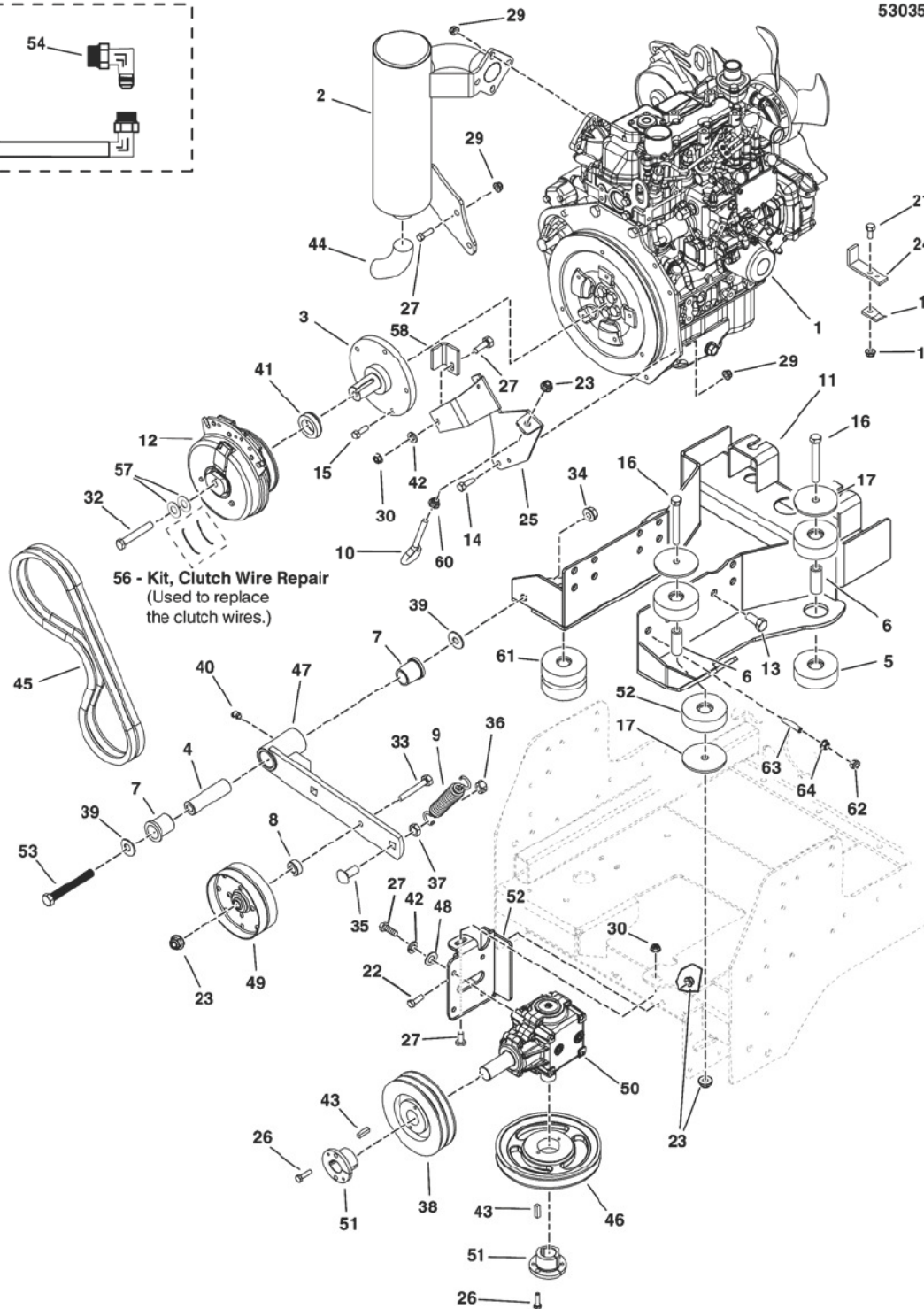
5901293      5901294  
5901298      5901295  
5901296  
5901297  
5901331  
5901332

## Engine & PTO Group

NOTE: Unless noted otherwise,  
use the standard hardware torque  
specification chart.



5303562



The above parts group applies to the following Mfg. Nos.:

5901293      5901294  
 5901298      5901295  
 5901296  
 5901297  
 5901331  
 5901332

## Engine & PTO Group

REF NO	PART NO.	QTY.	DESCRIPTION
1	-	1	ENGINE, YANMAR
2	5102293	1	MUFFLER, YANMAR
3	5101495	1	SHAFT, STUB, YANMAR, FLYWHEEL PLATE
4	5045022	1	SPACER, .52 X 1.00 X 3.50
5	5104084	2	ISO MOUNT, 215 LBS, YELLOW
6	5047380	4	SPACER, .38 X .62 X 1.62
7	5021541	2	BUSHING, FLANGE
8	5044933	1	SPACER, .39 X .75 X .38
9	5102959	1	SPRING-EXT 1.03OD X 6.935LG X .120WR BLK
10	5102118	1	EYE BOLT, 3/8-16 X 6-7/8, 1" EYE ZP
11	5411641B	1	WELD, ENGINE MOUNT, IS2500 - RED
12	5101790	1	CLUTCH, WARNER ELECTRIC, IS2500Z
13	5025359	7	BOLT, M10-1.5 X 16MM GD8.8
14	5025249	2	BOLT, M8-1.25 X 20MM GD8.8
15	5025237X25	8	BOLT, M8-1.25 X 25MM GD8.8
16	5025013X24	4	BOLT, 3/8-16 X 3 GD5 YZ
17	5047381	4	WASHER, .39 X 2.50 X .125
18	5022901	1	CLAMP, CONDUIT
19	5025271	1	NUT, #10-24 HEX NYLON LOCK
20	5023173	1	CLAMP, HOSE, 1.000 DIA. (NOT SHOWN)
21	5025179X6	1	SCREW, #10-24 X 3/4 ROUND PHILLIPS
22	1960702	3	BOLT-RD HD SQ NK 3/8-16X1.000 G5 BLK
23	5025394	7	NUT, 3/8-16 HEX NYLOCK FLANGE
24	5406134B	1	BRACKET, THROTTLE CABLE - RED
25	5407999B	1	ANCHOR, CLUTCH - RED
26	5025010X8	4	BOLT, 1/4-20 X 1, GD5
27	5025011X8	10	BOLT, 5/16-18 X 1 GD5 YZ
28	5101008	1	SAFETY WALK, 4.50 X 3.50
29	5025355	8	NUT, M8-1.25 SERR. FLANGE, CZ
30	5025392	2	NUT, 5/16-18 HEX NYLOCK FLANGE
31	5025127	1	NUT, 5/16-18 HEX SERRATED FLANGE (SMALL)
32	5102865	1	BOLT, CRANKSHAFT, 7/16X2-3/4, PATCH YZ
33	5025013X18	1	BOLT, 3/8-16 X 2-1/4 GD5 YZ
34	5025396	1	NUT, 1/2-13 HEX NYLOCK FLANGE
35	5025324X10	1	BOLT, CARRIAGE 1/2-13 X 1-1/4 GD.5
36	5025332	1	NUT, 1/2-13 HEX SIDE LOCK
37	5025301	1	NUT, 1/2-13 HEX JAM
38	5102412	1	PULLEY, 5.75 OD X 2 GROOVE, SPECIAL
39	5025150	2	WASHER, 1/2 USS
40	5020020	1	GREASE FITTING, 45 DEGREE
41	5044062	1	SPACER, 1.13 X 1.75 X .50

### Footnotes

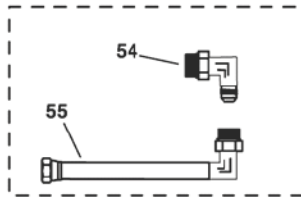
The above parts group applies to the following Mfg. Nos.:

5901293      5901294  
5901298      5901295  
5901296  
5901297  
5901331  
5901332

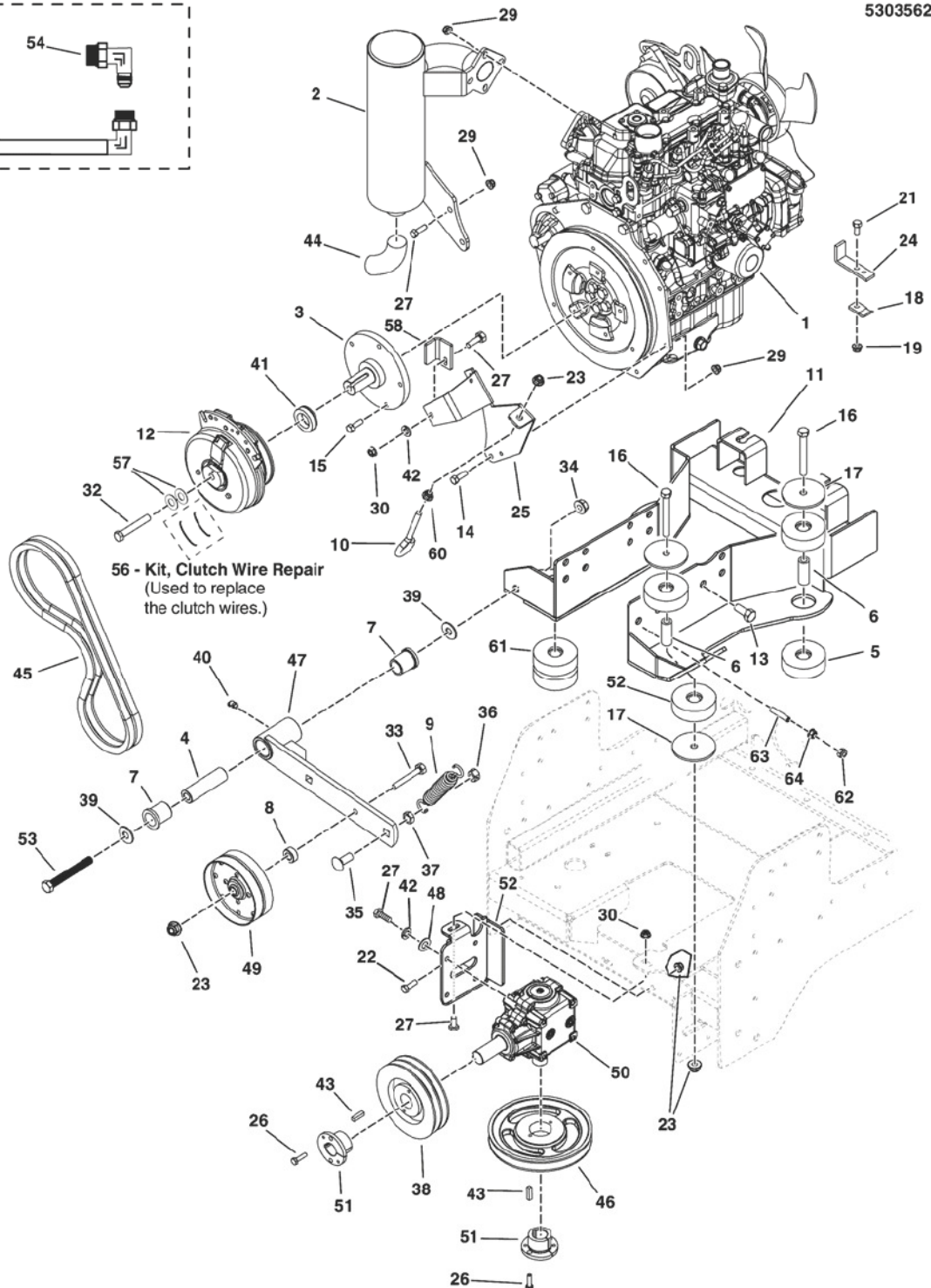


## Engine & PTO Group

NOTE: Unless noted otherwise,  
use the standard hardware torque  
specification chart.



5303562



The above parts group applies to the following Mfg. Nos.:

5901293      5901294  
5901298      5901295  
5901296  
5901297  
5901331  
5901332

## Engine & PTO Group

REF NO	PART NO.	QTY.	DESCRIPTION
42	5025170	14	WASHER, 5/16 LOCK YZ
43	5050407X8	2	KEY, 1/4 SQ X 1
44	5102030	1	TAIL PIPE, 1-1/2", 90 DEGREE (SV)
45	5102038	1	BELT, A-SEC, 40.084" EL, MATCHED SET
46	5103311	1	PULLEY, 7.75"OD, B SEC, DEEP GROOVE, CI (61" Mower Decks)
46	5104087	1	PULLEY, B-SEC, 7.032" DIA. OB. PHOSPHATE (52" Mower Decks)
47	5407057A	1	WELD, IDLER ARM - BLK
48	5025155	9	WASHER, 5/16 SAE
49	5102276	1	PULLEY, IDLER, DOUBLE FLGED, 4IN
50	5022378	1	GEARBOX, RIGHT ANGLE, 1:1
51	5020819	2	BUSHING, TAPERED HUB
52	5102731	1	ISO MOUNT, 490 LBS, GREEN
53	5025017X40	1	BOLT, 1/2-13 X 5, GD5
54	5102570	1	FITTING, #8JIC - M16X1.5, ELBOW
55	5102559	1	HOSE, OIL DRAIN
56	5600575	1	KIT, CLUTCH WIRE REPAIR (Used to replace clutch wires.)
57	5025585	2	BELLEVILLE WASHER 1.1875 X .442 X .089
58	5407737A	1	BRACKET, CLUTCH ANCHOR, IS2500 - BLK
59	5407634B	1	WELD, GEAR BOX - RED
60	5025034	1	NUT, 3/8-16 HEX
61	5104090	1	ISO MOUNT, 360 LBS, RED
62	5025428	2	HEX NUT, M10-1.5 NYLON INSERT
63	5025598	2	SOCKET SET SCREW, M10-1.5 X 50, SS, CAP PT
64	5025599	2	HEX NUT, FLG, M10-1.5 SER CZ, NO SEALER

## Footnotes

The above parts group applies to the following Mfg. Nos.:

5901293      5901294  
5901298      5901295  
5901296  
5901297  
5901331  
5901332

## Engine Service Parts - Yanmar (3TNM68 - 3TNM72)

NOTE: Unless noted otherwise,  
use the standard hardware torque  
specification chart.

**These service parts fit these engines:**

**3TNM68-AFS**

**3TNM72-AFS**

**5101555**

**5102150**

Item #	Description	Fits Models	
		3TNM68-AFS (20)	3TNM72-AFS (24)
1	3 BOND ADHESIVE	X	X
2	ALTERNATOR	X	X
3	BELT	X	X
4	FAN BLADE	X	X
5	ASSY, FUEL FILTER/WATER SEP.	X	X
6	GASKET SET	X	
7	GASKET SET		X
8	GASKET, WATER PUMP	X	
9	GASKET, WATER PUMP		X
10	GLOW PLUG	X	X
11	INJECTOR	X	X
12	OIL FILTER	X	X
13	OIL SENDER	X	X
14	STARTER	X	X
15	STOP SOLENOID	X	X
16	THERMOSTAT	X	X
17	WATER PUMP	X	X
18	WATER SENSOR	X	X
19	STRAINER FUEL (IN-LINE)	X	X
20	OIL PAN W/ DRAIN PLUG	X	X
21	ELEMENT, FUEL FILTER/WATER SEP.	X	X
22	CUP, FUEL FILTER/WATER SEP.	X	X
23	RETAINING RING	X	X
24	PUMP ASSY, FUEL FEED	X	X

The above parts group applies to the following Mfg. Nos.:

5901293      5901294  
5901298      5901295  
5901296  
5901297  
5901331  
5901332

## Engine Service Parts - Yanmar (3TNM68 - 3TNM72)

REF NO	PART NO.	QTY.	DESCRIPTION
1	5101555X8	1	3 BOND ADHESIVE
2	5101555X4	1	ALTERNATOR
3	5101555X5	1	BELT
4	5101555X12	1	FAN BLADE
5	5101555X1	1	ASSY, FUEL FILTER/WATER SEP.
6	5101555X7	1	GASKET SET
7	5101985X8	1	GASKET SET
8	5101555X11	1	GASKET, WATER PUMP
9	5101985X12	1	GASKET, WATER PUMP
10	5101555X16	1	GLOW PLUG
11	5101555X15	1	INJECTOR
12	5102150X1	1	OIL FILTER
13	5101555X14	1	OIL SENDER
14	5101555X3	1	STARTER
15	5101555X9	1	STOP SOLENOID
16	5101555X6	1	THERMOSTAT
17	5101555X10	1	WATER PUMP
18	5101555X13	1	TEMPERATURE SENDER
19	5101555X17	1	STRAINER, FUEL (IN-LINE)
20	5101555X18	1	OIL PAN W/ DRAIN PLUG
21	5101555X19	1	ELEMENT, FUEL FILTER/WATER SEP.
22	5101555X20	1	CUP, FUEL FILTER/WATER SEP.
23	5101555X21	1	RETAINING RING
24	5101985X20	1	PUMP ASSY, FUEL FEED

Not for  
Reproduction

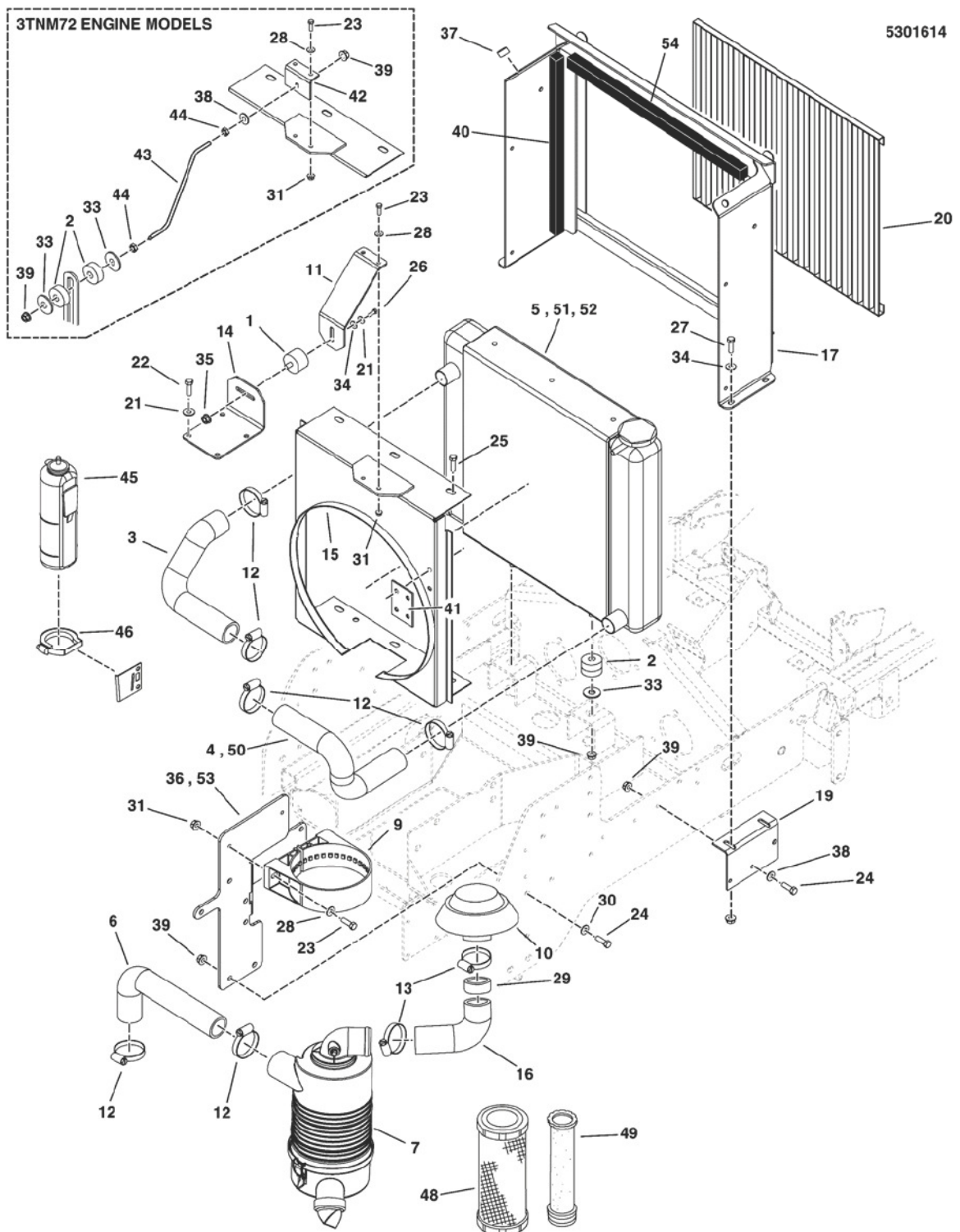
### Footnotes

The above parts group applies to the following Mfg. Nos.:

5901293      5901294  
5901298      5901295  
5901296  
5901297  
5901331  
5901332

## Radiator & Accessories Group

NOTE: Unless noted otherwise,  
use the standard hardware torque  
specification chart.



The above parts group applies to the following Mfg. Nos.:

5901293      5901294  
 5901298      5901295  
 5901296  
 5901297  
 5901331  
 5901332



## Radiator & Accessories Group

REF NO	PART NO.	QTY.	DESCRIPTION
1	5023130	1	MOUNT,ISO,TOP,RAD 5000Z-DIESEL (3TNM68 Engines)
2	5023131	2	MOUNT, ISO, BOTTOM, RAD 5000Z-DIESEL (3TNM72 Engines use qty. 3)
3	5101717	1	HOSE, UPPER, RADIATOR
4	5101718	1	HOSE, LOWER, RADIATOR (S/N: 2014038188 & BELOW)
5	5101697	1	* RADIATOR I, IS2500 (S/N: 2014038188 & BELOW)
6	5101847	1	HOSE, AIR CLEANER, IS2500Z (3TNM68 Engines)
6	5102569	1	HOSE, AIR CLEANER, YANMAR (3TNM72 Engines)
7	809218	1	5" AIR CLEANER ASSEMBLY (809670)
8	841238	1	ELEMENT ASSEMBLY (NOT SHOWN)
9	807213	1	BRACKET, AIR CLEANER ASSY - 5
10	593754	1	CAP, A/C RAIN
11	5404365B	1	MOUNT, UPPER RADIATOR (3TNM68 Engines)
12	5023447	4	CLAMP, SS HOSE, 1-3/4
13	5023448	3	CLAMP, SS HOSE 2-3/4
14	5404364B	1	MOUNT, UPPER ENGINE - RED (3TNM68 Engines)
15	5405892A	1	WELD, SHROUD - BLK
16	5102213	1	HOSE, AIR FILTER, IS2500 YANMAR
17	5405944B	1	WELD, RADIATOR ENCLOSURE - RED
18	5405945B	1	PLATE,MOUNT,RADIATOR ENCLOSURE, RH - RED (NOT SHOWN)
19	5405946B	1	PLATE, MOUNT,RADIATOR ENCLOSURE,LH - RED
20	5101739	1	SCREEN, FRONT, RAD
21	5025170	5	WASHER, 5/16 LOCK YZ
22	5025249	4	BOLT, M8-1.25 X 20MM GD8.8
23	5025010X6	2	BOLT, 1/4-20 X 3/4 GD5 YZ
24	5025013X8	6	BOLT, 3/8-16 X 1 GD5 YZ
25	5023158	5	BOLT, 5/16-18 X 1/2 FLANGE, SPEC
26	5025011X6	1	BOLT, 5/16-18 X 3/4 GD5
27	5025011X8	4	BOLT, 5/16-18 X 1 GD5 YZ
28	5025154	3	WASHER, 1/4 SAE
29	5102351A	1	SLEEVE, 2.0 OD X 1.87 ID X 2.5 LG - BLK
30	5025401	4	WASHER, 3/8 USS
31	5025391	4	NUT, 1/4-20 HEX NYLOCK FLANGE
32	5025392	4	NUT, 5/16-18 HEX NYLOCK FLANGE
33	5025165	2	WASHER-3/8 FENDER
34	5025155	7	WASHER, 5/16 SAE
35	5025139	1	NUT, 5/16-18 HEX SERRATED FLANGE (LARGE)
36	5406142B	1	BRACKET, AIR FILTER - RED (S/N: 2016680389 & Below)
37	197546	2	MNT, VBRTN, RBBR
38	5025156	4	WASHER, 3/8 SAE
39	5025394	8	NUT, 3/8-16 HEX NYLOCK FLANGE
40	5050913X18	2	FOAM, 3/4 X 1 X 18

### Footnotes

\* Replace 5101697 Radiator w/ 5102582, 5405892A & 5102267

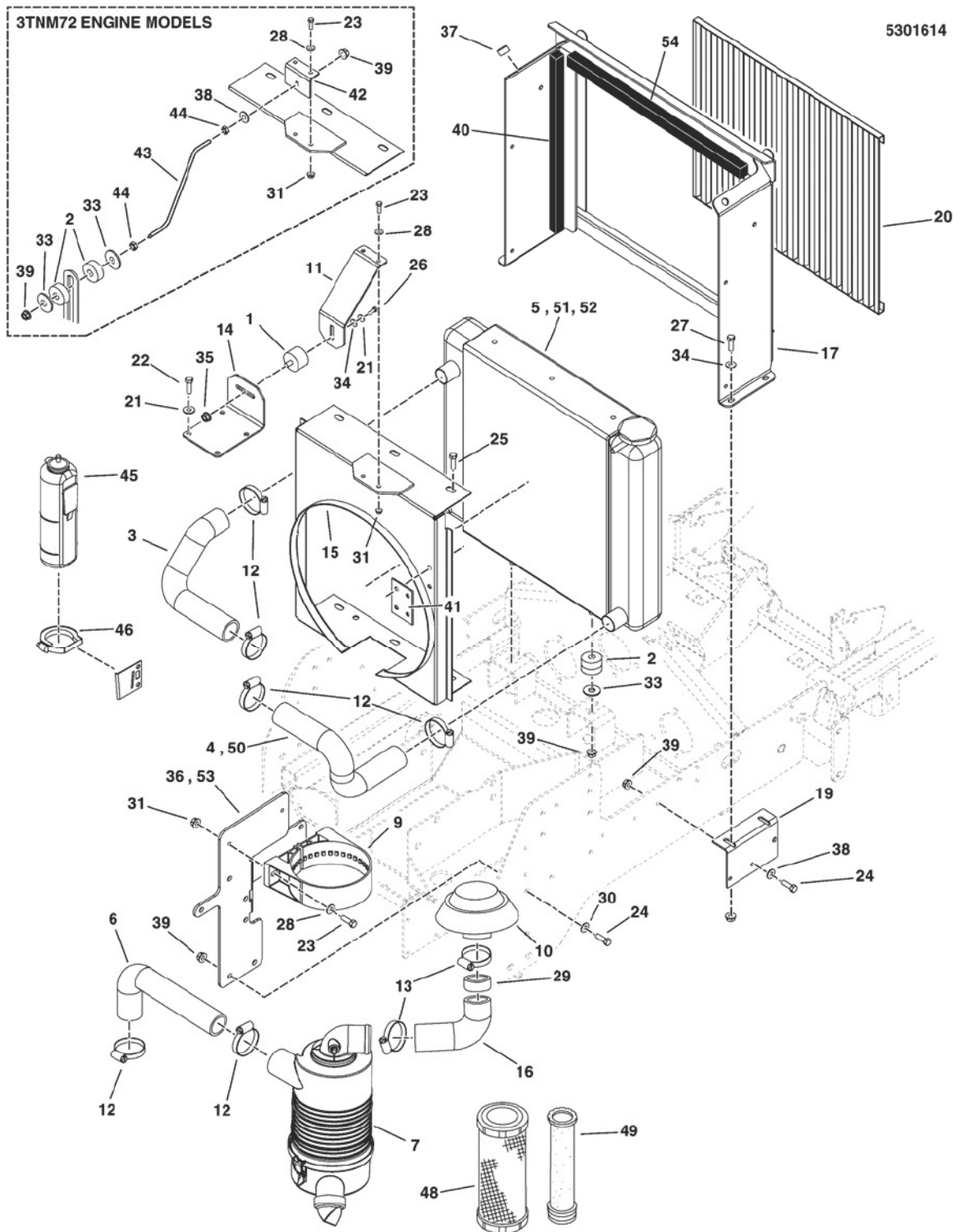
\*\* Replace 5102266 Radiator w/ 5102582 & 5405892A

The above parts group applies to the following Mfg. Nos.:

5901293      5901294  
5901298      5901295  
5901296  
5901297  
5901331  
5901332

## Radiator & Accessories Group

NOTE: Unless noted otherwise,  
use the standard hardware torque  
specification chart.



The above parts group applies to the following Mfg. Nos.:

5901293	5901294
5901298	5901295
5901296	
5901297	
5901331	
5901332	

## Radiator & Accessories Group

REF NO	PART NO.	QTY.	DESCRIPTION
41	5406139A	1	TAB, MOUNT, COOLANT TANK - BLK
42	5406385B	1	BRACKET,RADIATOR TOP SUPPORT,IS2500 -RED (3TNM72 Engines)
43	5102577	1	ROD, RADIATOR SUPPORT, 24HP YANMAR (3TNM72 Engines)
44	5025084	2	NUT, 3/8-16 HEX JAM (3TNM72 Engines)
45	5101985X4	1	BOTTLE, COOLANT OVERFLOW (SV) (NOT SHOWN)
46	5101985X14	1	CLAMP, COOLANT OVERFLOW (SV) (NOT SHOWN)
47	5050926X22	1	Seal, Wiper, Clip On, 22.00 (NOT SHOWN)
48	841237	1	AIR FILTER ELEMENT, LARGE DIA., EXT (SV)
49	841238	1	AIR FILTER ELEMENT, SMALL DIA., INT (SV)
50	5102267	1	HOSE, LOWER, RADIATOR (S/N: 2014038189 & ABOVE)
51	5102266	1	** RADIATOR II, IS2500 (S/N: 2014038189 - 2014390038)
52	5102582	1	RADIATOR III, IS2500 (S/N: 2014390039 & ABOVE)
53	5412198B	1	BRACKET, AIR FILTER - RED (S/N: 2016680390 & Above)
54	5102753X18	2	FOAM, 1/2 X 1 X 18

Not for  
Reproduction

### Footnotes

\* Replace 5101697 Radiator w/ 5102582, 5405892A & 5102267

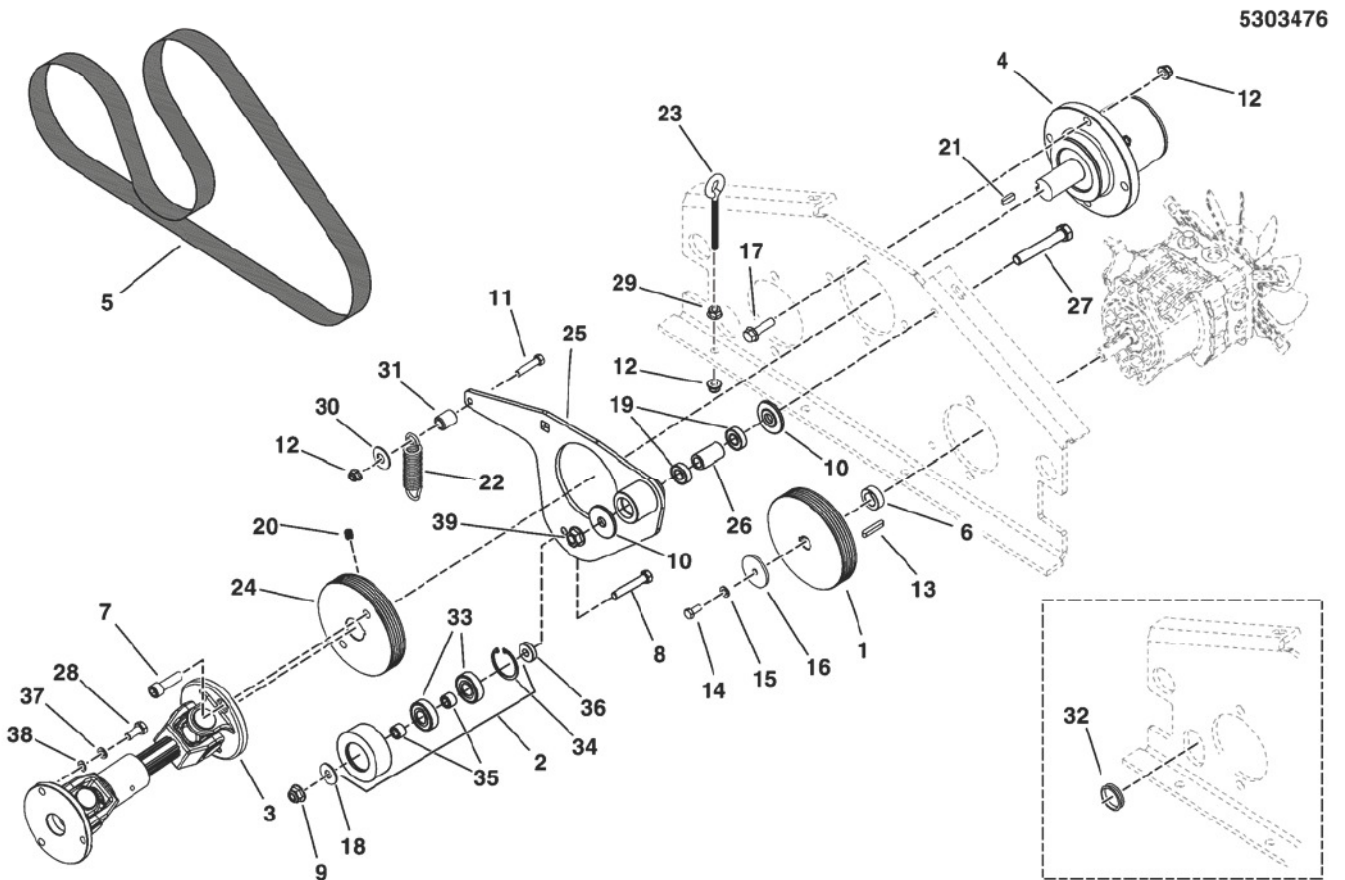
\*\* Replace 5102266 Radiator w/ 5102582 & 5405892A

The above parts group applies to the following Mfg. Nos.:

5901293      5901294  
5901298      5901295  
5901296  
5901297  
5901331  
5901332

## Pump Drive Group

NOTE: Unless noted otherwise,  
use the standard hardware torque  
specification chart.



The above parts group applies to the following Mfg. Nos.:

5901293	5901294
5901298	5901295
5901296	
5901297	
5901331	
5901332	

## Pump Drive Group

REF NO	PART NO.	QTY.	DESCRIPTION
1	5102752	2	PULLEY, POLY V "K" SECTION 5K4.5 X 15MM
2	5411931	1	ASSM, PULLEY, FLAT BACKSIDE IDLER, 2.75 (5102806) (INCLUDES REF. # 33-36)
3	5101712	1	DRIVE SHAFT ASM, IS2500Z
4	5101791	1	ASSM, CARRIER BEARING
5	5102272	1	BELT, POLYRIB, 49.75, 5 RIB
6	5101862	2	BUSHING, 15MM X 25MM X 8.6MM - KEYED
7	5025327	2	BOLT, 3/8-16 X 1-1/4 SHCS
8	5025013X18	1	BOLT, 3/8-16 X 2-1/4 GD5 YZ
9	5025394	5	NUT, 3/8-16 HEX NYLOCK FLANGE
10	5103262	2	SPACER, IDLER ARM, 1/2, PM
11	5025011X10	1	BOLT, 5/16-18 X 1-1/4 GD5 YZ
12	5025392	2	NUT, 5/16-18 HEX NYLOCK FLANGE
13	5023254	2	KEY, 5MM SQ. W/ RADIUS
14	5026648	2	CAPSCREW-HEX HEAD M6-1.0X20MM W/PATCH,CZ
15	5025169	2	WASHER, 1/4 LOCK
16	5044577	2	WASHER, .265 X 1.50 X .109, YZ
17	5025390X10	4	BOLT, 3/8-16 X 1-1/4, FLANGE, GD 5, CZ
18	5025401	1	WASHER, 3/8 USS
19	7078243	2	BEARING, BALL, AXLE
20	5025563	6	SET SCREW, 3/8-16 X 1/2 KNURLED
21	5050407X8	1	KEY, 1/4 SQ X 1
22	5102668	1	SPRING-EXT, .930 ODX4.020LGX.120WR, BLK
23	5025141X26	1	EYE BOLT,5/16-18 X3.5,2.13THRD,.55EYE,CZ
24	5102755	1	PULLEY, POLY V "K" SECTION 5K4.25 X 1"
25	5411560A	1	WELD, IDLER ARM - BLK
26	5103812	1	SPACER, .52 X .84 X 1.53, PM
27	5025017X26	1	BOLT, 1/2-13 X 3-1/4 GD5 YZ
28	5025249	3	BOLT, M8-1.25 X 20MM GD8.8
29	5025127	1	NUT, 5/16-18 HEX SERRATED FLANGE (SMALL)
30	5025337	2	WASHER, 5/16 USS
31	5041930	1	SPACER, .38 X .50 X .27, CZ
32	5102677	1	GROMMET, 1-1/2" ID FOR 1/4" METAL
33	1705897	2	BEARING, BALL 11/16X1-9/16X15/32
34	5020865	1	SNAP RING, INTERNAL
35	5020880	2	INSERT, BEARING, 17MM X 12MM L
36	5044960	1	SPACER, .39 X 1.00 X .25
37	5025170	3	WASHER, 5/16 LOCK YZ
38	5025155	3	WASHER, 5/16 SAE
39	5025396	1	NUT, 1/2-13 NYLOCK FLANGE NUT

## Footnotes

The above parts group applies to the following Mfg. Nos.:

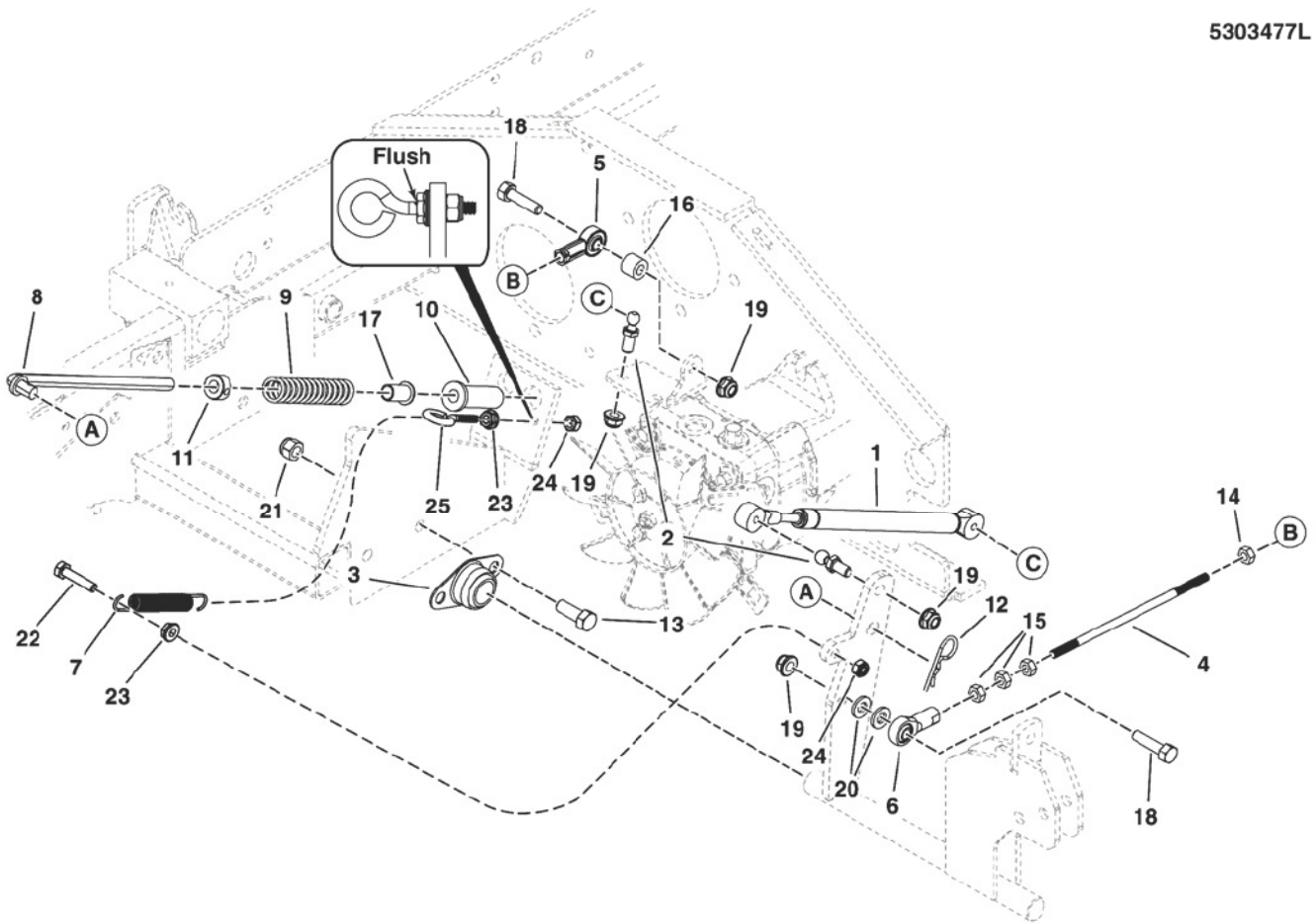
5901293      5901294  
5901298      5901295  
5901296  
5901297  
5901331  
5901332



## Motion Control Group - Lower

NOTE: Unless noted otherwise,  
use the standard hardware torque  
specification chart.

5303477L



The above parts group applies to the following Mfg. Nos.:

5901293      5901294  
5901298      5901295  
5901296  
5901297  
5901331  
5901332

### Motion Control Group - Lower

REF NO	PART NO.	QTY.	DESCRIPTION
1	5100940	2	DAMPENER, CONTROL.#(P6709/P3610)
2	5101307	4	10MM BALL STUD, 5/16-18 X 3/4 THDS
3	5021098	2	BEARING, BRONZE FLANGE, 3/4
4	5103673	2	ROD, 5/16 X 8.38, LH-RH, CZ
5	5022628	2	BALL JOINT, 5/16-24, LH FEMALE
6	5021146	2	BALL JOINT, 5/16-24, FEMALE
7	5103969	2	SPRING, EXTENSION, .521 X 4.12, BLACK
8	5100947	2	ROD, NEUTRAL RETURN
9	5022645	2	SPRING, REVERSE RETURN
10	5104375	2	FLANGED BUSHING, 3/8IDX.63ODX.8125FL
11	5010546	2	COLLAR, 3/8 SET
12	5025211	2	PIN, HAIR, .0585 X 1-1/8, 1/4 EYE, YZ
13	5025013X8	2	BOLT, 3/8-16 X 1 GD5 YZ
14	5023212	2	NUT, 5/16-24 HEX, LH
15	5025033	6	NUT, 5/16-24 HEX
16	1710703	2	SPACER-0.328IDX0.499ODX0.625LG PM
17	5023260	2	BUSHING, NYLON
18	5025011X10	2	BOLT, 5/16-18 X 1-1/4 GD5 YZ
19	5025392	8	NUT, 5/16-18 HEX NYLOCK FLANGE
20	5025155	4	WASHER, 5/16 SAE
21	5025394	2	NUT, 3/8-16 HEX NYLOCK FLANGE
22	5025010X10	2	BOLT, 1/4-20 X 1-1/4, GD5
23	5025126	4	NUT, 1/4-20 HEX SERR. FLANGE
24	5025095	4	NUT, 1/4-20 HEX NYLON LOCK
25	5022205	2	EYEBOLT, 1/4-20 X 2-1/4", 1" OF THREADS

Not for  
Reproduction

### Footnotes

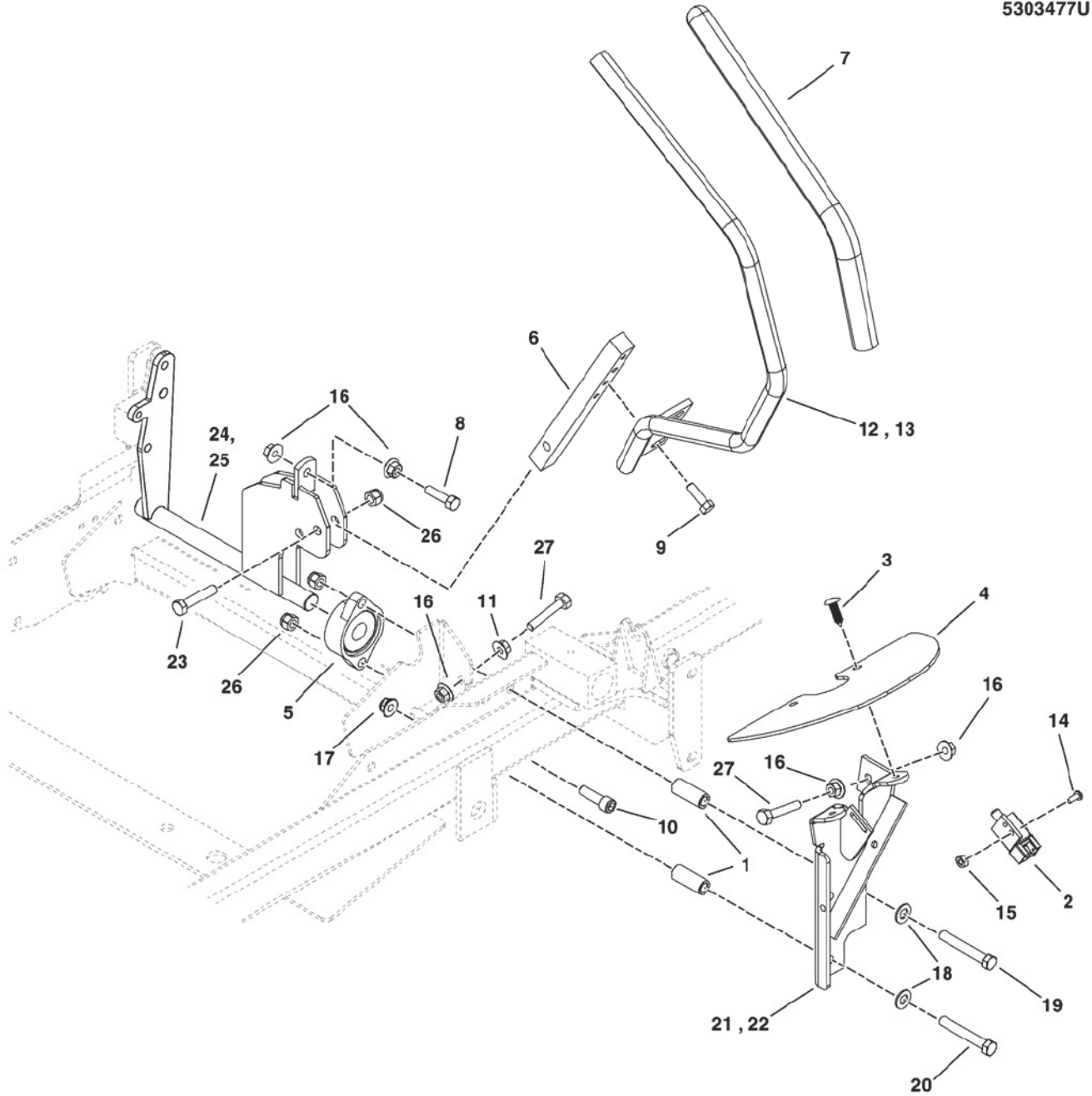
The above parts group applies to the following Mfg. Nos.:

5901293      5901294  
5901298      5901295  
5901296  
5901297  
5901331  
5901332

## Motion Control Group - Upper

NOTE: Unless noted otherwise,  
use the standard hardware torque  
specification chart.

5303477U



The above parts group applies to the following Mfg. Nos.:

5901293      5901294  
5901298      5901295  
5901296  
5901297  
5901331  
5901332

### **Motion Control Group - Upper**

<b>REF NO</b>	<b>PART NO.</b>	<b>QTY.</b>	<b>DESCRIPTION</b>
1	5048264	6	SPACER, .39 X .63 X 1.50
2	5021451	2	SWITCH, PLUNGER, N.O.
3	5025431	4	PUSH RIVET (TREE TYPE), BLACK
4	5401248	2	GUARD, RUBBER MOTION CONTROL
5	5021499	2	BEARING, FLANGE
6	5047004A	2	MOUNT, CONTROL ARM - BLK
7	5022068	2	GRIP, FOAM, 3/4 ID, 16 LONG
8	5025011X10	2	BOLT, 5/16-18 X 1-1/4 GD5 YZ
9	80003531	4	SCREW, 5/16-18X0.750, GR5, WHIZ-LOCK, ZC
10	5025327	2	BOLT, 3/8-16 X 1-1/4 SHCS
11	5025127	2	NUT, 5/16-18 HEX SERRATED FLANGE
12	5405821A	1	WELD, HANDLE, MOTION CONTROL, LH - BLK
13	5405822A	1	WELD, HANDLE, MOTION CONTROL, RH - BLK
14	5025179X4	4	SCREW- #10-24 X 1/2 ROUND PHILLIPS
15	5025029	4	NUT, #10-24 HEX
16	5025139	10	NUT, 5/16-18 HEX SERRATED FLANGE (LARGE)
17	5025394	10	NUT, 3/8-16 HEX NYLOCK FLANGE
18	5025156	6	WASHER, 3/8 SAE
19	5025013X24	2	BOLT, 3/8-16 X 3 GD5 YZ
20	5025013X20	4	BOLT, 3/8-16 X 2-1/2 GD5 YZ
21	5406783A	1	WELD, NEUTRAL LOCK - LH - BLK
22	5406784A	1	WELD, NEUTRAL LOCK - RH - BLK
23	5025013X14	4	BOLT, 3/8-16 X 1-3/4 GD5
24	5404895A	1	WELD, CONTROL SHAFT, RH - BLK
25	5404896A	1	WELD, CONTROL SHAFT, LH - BLK
26	5025096	8	NUT, 3/8-16 HEX NYLON LOCK
27	5025055X12	4	BOLT- 5/16-18 X 1-1/2 GD5 TFL

### **Footnotes**

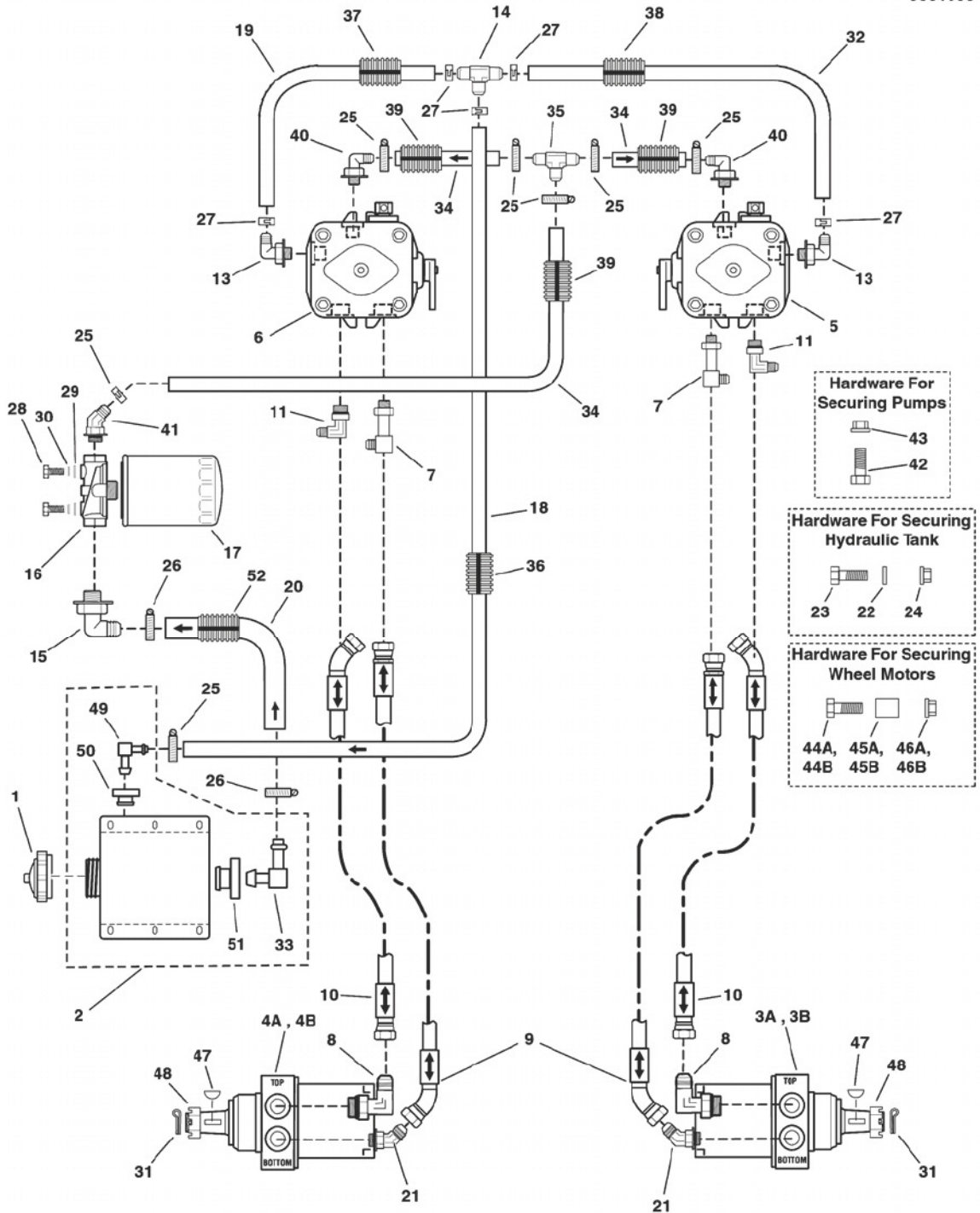
The above parts group applies to the following Mfg. Nos.:

5901293      5901294  
5901298      5901295  
5901296  
5901297  
5901331  
5901332

# Hydraulic Group

NOTE: Unless noted otherwise, use the standard hardware torque specification chart.

5301608



The above parts group applies to the following Mfg. Nos.:

- 5901293      5901294
- 5901298      5901295
- 5901296
- 5901297
- 5901331
- 5901332



## Hydraulic Group

REF NO	PART NO.	QTY.	DESCRIPTION
1	5100017	1	CAP, HYDRAULIC, SHIELDED VENT
2	5061712	1	TANK, HYDRAULIC, ASSEMBLY
3a	5102681	1	WHEEL MOTOR, RH (3TNM72 Engines S/N: 2014390039 & ABOVE)
3b	5022975R	1	WHEEL MOTOR, RH (All 3TNM68 / 3TNM72 S/N: 2014390038 & BELOW)
4a	5102682	1	WHEEL MOTOR, LH (3TNM72 Engines S/N: 2014390039 & ABOVE)
4b	5022975L	1	WHEEL MOTOR, LH (All 3TNM68 / 3TNM72 S/N: 2014390038 & BELOW)
5	5102175	1	PUMP, HYD, 12CC - RH, PK-3KBQ-FV1F-XXXX
6	5102174	1	PUMP, HYD, 12CC - LH, PK-3HBQ-FV1F-XXXX
7	5101823	2	FITTING, #8JIC TO #8 O-RING, 90 ELBOW
8	5023276	2	FITTING, #10 ORING-#8 JIC, 90D
9	5102096	2	HOSE ASSEMBLY, (33)
10	5102110	2	HOSE ASSEMBLY, (29)
11	5022599	2	FITTING, #8 JIC - #8 O-RING, 90 DEG.
12	5100162	2	FAN SHROUD (NOT SHOWN)
13	5023267	2	ADAPTER, 90 DEG, 9/16-3/8 BARB
14	5022920	1	FITTING, TEE, 1/2 HOSE
15	5023346	1	ADAPTER, 90 DEG, 9/16-5/8 BARB
16	5023096	1	FILTER HEAD, HYDRAULIC
17	1719168	1	FILTER, OIL
18	5050860X22	1	HOSE, 3/8" PUSH-LOCK, 22.00"
19	5050860X10	1	HOSE, 3/8" PUSH-LOCK, 10.00"
20	5050933X20	1	HOSE, 5/8 PUSH-LOCK, 20.00
21	5022709	2	FITTING, #8 JIC - #10 O-RING, 45 DEG.
22	5025155	4	WASHER, 5/16 SAE
23	5025011X8	4	BOLT, 5/16-18 X 1 GD5 YZ
24	5025392	4	NUT, 5/16-18 HEX NYLOCK FLANGE
25	5021392	6	CLAMP, #6 HOSE, STAINLESS
26	5021164	2	CLAMP, #10 HOSE, STAINLESS
27	5023268	5	CLAMP, HOSE
28	5025010X6	2	BOLT, 1/4-20 X 3/4 GD5 YZ
29	5025154	2	WASHER, 1/4 SAE
30	5025169	2	WASHER, 1/4 LOCK
31	5025203X16	2	PIN, COTTER, 1/8 X 2
32	5050860X28	1	HOSE, 3/8" PUSH-LOCK, 28.00"
33	5023119	1	FITTING, 90 DEG, 5/8
34	5050857X14	3	HOSE, 1/2" PUSH-ON, 14.00"
35	5101693	1	FITTING, BEADED TEE, 1/2 X 1/2 X 1/2, YZ
36	5050861X20	1	WIRE LOOM, 5/8 ID X 20 IN
37	5050861X8	1	WIRE LOOM, 5/8 ID X 8 IN
38	5050861X24P0	1	WIRE LOOM, 5/8 ID X 24 IN
39	5050862X12	3	WIRE LOOM, 3/4 ID X 12 IN

## Footnotes

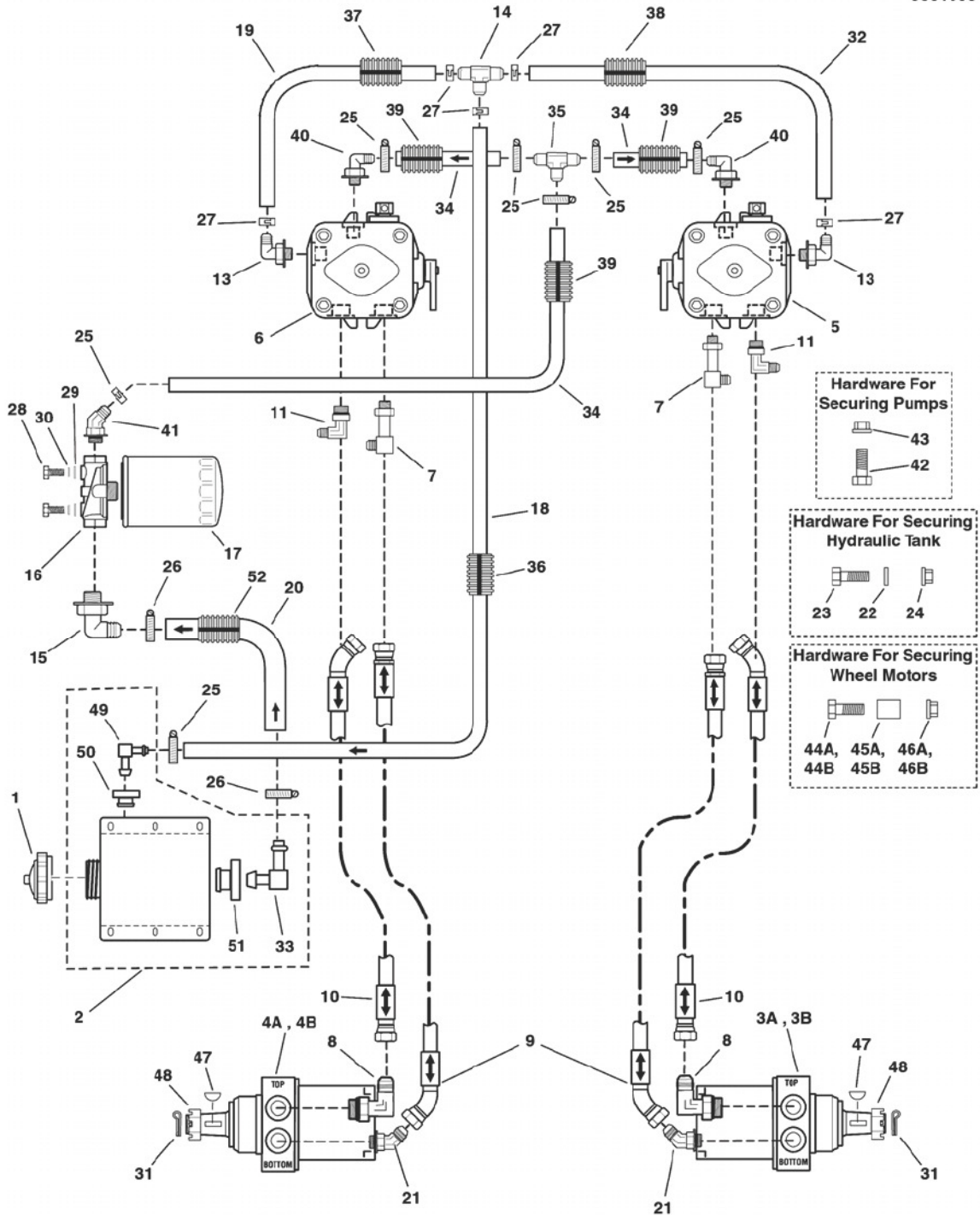
The above parts group applies to the following Mfg. Nos.:

5901293      5901294  
5901298      5901295  
5901296  
5901297  
5901331  
5901332

## Hydraulic Group

NOTE: Unless noted otherwise, use the standard hardware torque specification chart.

5301608



The above parts group applies to the following Mfg. Nos.:

5901293      5901294  
 5901298      5901295  
 5901296  
 5901297  
 5901331  
 5901332

## Hydraulic Group

REF NO	PART NO.	QTY.	DESCRIPTION
40	5100370	2	FITTING, 9/16 O-RING-1/2" HOSE, 90 DEG
41	5102054	1	FITTING, 45 ELBOW, 1/2" HOSE TO 9/16 O R
42	5025016X10	4	BOLT, 7/16-20 X 1-1/4 GD5
43	5025129	4	NUT, 7/16-14 HEX SERRATED FLANGE (SMALL)
44a	5025553	8	BOLT, 1/2-13 X 3.5, DRI-LOC PATCH (3TNM72 Engines S/N: 2014390039 & ABOVE)
44b	5025017X28	8	BOLT, 1/2-13 X 3-1/2 GD5 (All 3TNM68 / 3TNM72 S/N: 2014390038 & BELOW)
45a	5102689	8	SPACER, .53 X 1.00 X 1.00, W/ FLAT, CZ (3TNM72 Engines S/N: 2014390039 & ABOVE)
45b	5061670	8	SPACER, .53 X 1.00 X 1.00 (All 3TNM68 / 3TNM72 S/N: 2014390038 & BELOW)
46a	5025330	8	NUT, 1/2-13 SQUARE (3TNM72 Engines S/N: 2014390039 & ABOVE)
46b	5025396	8	NUT, 1/2-13 NYLK FLG (All 3TNM68 / 3TNM72 S/N: 2014390038 & BELOW)
47	5022042X2	2	KEY, WOODRUFF, #1008, 5/16 X 1
48	5022042X3	2	NUT, CASTLE 1-20
49	5023118	1	FITTING-90 DEG, 3/8
50	1726400	1	BUSHING-FUEL TANK RED RUBBER (SV)
51	5023121	1	GROMMET
52	5100384X16	1	LOOM, CONVOLUTED SPLIT, 1 ID - 16 LONG
53	5401736A	1	BRACKET, HOSE - BLK (NOT SHOWN)
54	5021500	1	CLAMP, VINYL INSULATED (NOT SHOWN)

Not for  
Reproduction

## Footnotes

The above parts group applies to the following Mfg. Nos.:

5901293      5901294  
5901298      5901295  
5901296  
5901297  
5901331  
5901332



## Parking Brake Group

REF NO	PART NO.	QTY.	DESCRIPTION
1A	5100115	2	CABLE, PARKING BRAKE IS2000 (61" Models)
1B	5023324	2	CABLE, PARKING BRAKE (52" Models)
2	5021494	2	SPRING, COMPRESSION
3	5023323	2	CLEVIS, 5/16-24, STEEL
4	5025213X8	2	PIN-CLEVIS, 5/16 X 1 YZ
5	5041930	2	SPACER, .38 X .50 X .27
6	5100171	1	GRIP, BLACK FLEXIBLE
7	5021098	2	BEARING, BRONZE FLANGE, 3/4
8	5025211	2	PIN, HAIR, .0585 X 1-1/8, 1/4 EYE, YZ
9	5102896	2	BRAKE DRUM, 6", 5 BOLT, KNOTT
10	5023490	8	BOLT-5/16-18 X 3/4 12PT FLNG-PATCH
11	5102897	1	BRAKE SHOE ASM, LH, KNOTT
12	5102898	1	BRAKE SHOE ASM, RH, KNOTT (Not Shown)
13	5025084	2	NUT, 3/8-16 HEX JAM
14	5025013X6	4	BOLT, 3/8-16 X 3/4 GD5 YZ
15	5025394	6	NUT, 3/8-16 HEX NYLOCK FLANGE
16	5025011X14	2	BOLT, 5/16-18 X 1-3/4 GD5 YZ
17	5025392	2	NUT, 5/16-18 HEX NYLOCK FLANGE
18	5025013X12	2	BOLT, 3/8-16 X 1-1/2 GD5
19	5025156	2	WASHER, 3/8 SAE
20	5025155	2	WASHER, 5/16 SAE
21	5025045	2	NUT, 5/16-24 HEX NYLON LOCK
22	5025033	2	NUT, 5/16-24 HEX
23	5021773	2	SPRING, BRAKE
24	5411566A	1	WELD, SHAFT, PARKING BRAKE - BLK
25	5042134	2	SPACER, .32 X .75 X 1.06
26	5025337	2	WASHER, 5/16 USS
27	5411393A	2	LINK, BRAKE LOCK - BLK
28	7022886	2	SWITCH, DP NO/NC SNAP-IN
29	5025170	8	WASHER, 5/16 LOCK YZ
30	5020047	2	COLLAR, 5/16 SET

## Footnotes

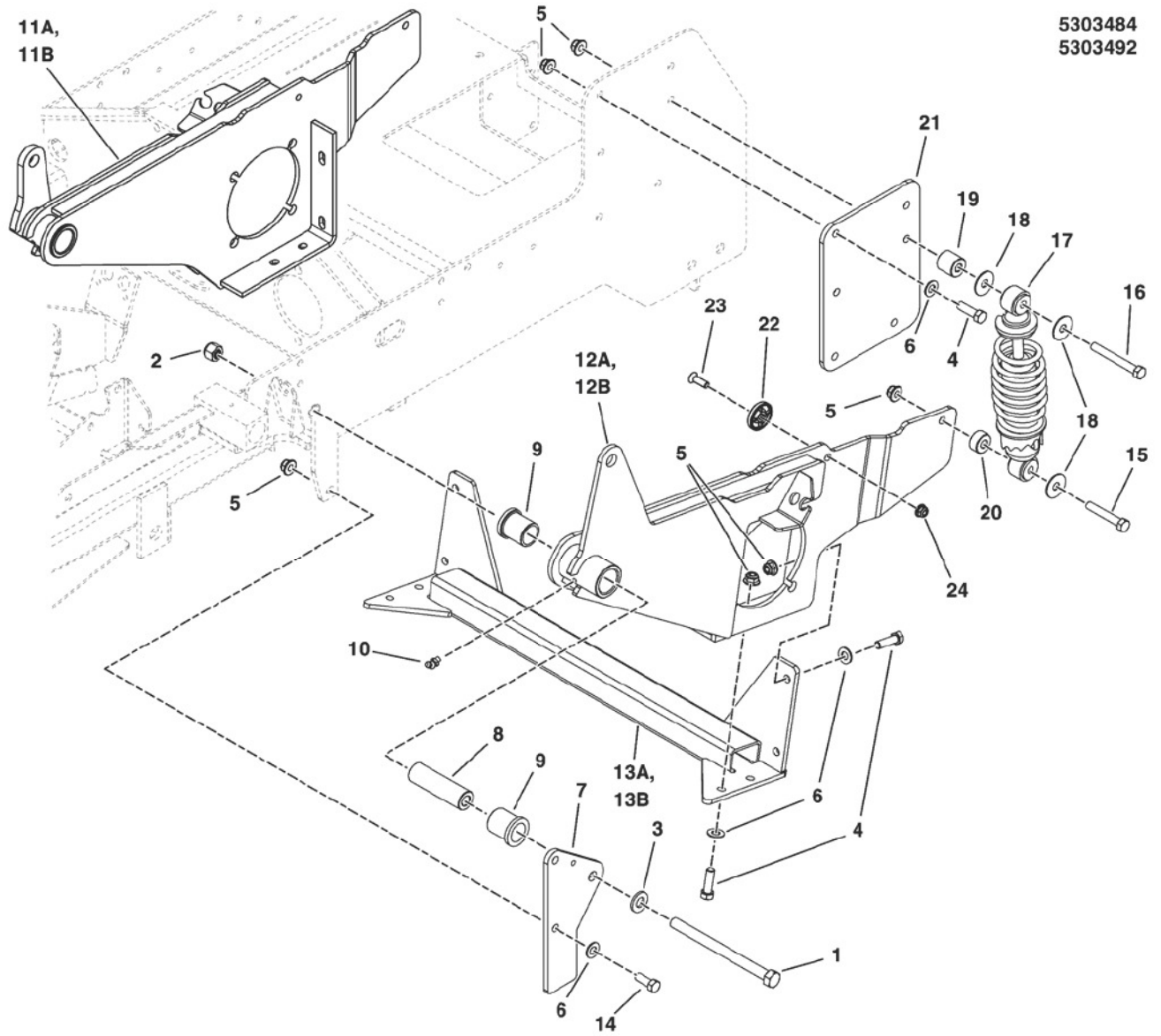
The above parts group applies to the following Mfg. Nos.:

5901293      5901294  
 5901298      5901295  
 5901296  
 5901297  
 5901331  
 5901332



## Rear Suspension Group

NOTE: Unless noted otherwise,  
use the standard hardware torque  
specification chart.



The above parts group applies to the following Mfg. Nos.:

5901293      5901294  
5901298      5901295  
5901296  
5901297  
5901331  
5901332

## Rear Suspension Group

REF NO	PART NO.	QTY.	DESCRIPTION
1	5025488X52	2	BOLT, 1/2-13 X 6-1/2 GD8, YZ
2	5025056	2	NUT, 1/2-13 HEX NYLON LOCK
3	5025440	2	WASHER, 1/2 GD9 YZ
4	5025013X10	18	BOLT, 3/8-16 X 1-1/4 GD5 (Qty: 12 - 52" Models)
5	5025394	26	NUT, 3/8-16 HEX NYLOCK FLANGE (Qty: 20 - 52" Models)
6	5025293	22	WASHER, 3/8 GD.9 FLAT (Qty: 16 - 52" Models)
7	5408787A	2	SUPPORT, SWING ARM - BLK
8	5061339	2	SPACER, .52 X 1.00 X 3.42
9	5021541	4	BUSHING, FLANGE
10	5020020	2	GREASE FITTING, 45 DEGREE
11a	5411216B	1	WELD, MOTOR MOUNT, RH, IS2500 - RED (52" MODELS)
11b	5411181B	1	WELD, MOTOR MOUNT, RH - RED (61" MODELS)
12a	5411218B	1	WELD, MOTOR MOUNT, LH, IS2500 - RED (52" MODELS)
12b	5411179B	1	WELD, MOTOR MOUNT, LH - RED (61" MODELS)
13a	5404056A	1	WELD, TIE BAR - 52 - BLK (52" MODELS)
13b	5405866A	1	WELD, TIE BAR, 61 - BLK (61" MODELS)
14	5025013X8	4	BOLT, 3/8-16 X 1 GD5 YZ
15	5025013X18	2	BOLT, 3/8-16 X 2-1/4
16	5025013X24	2	BOLT, 3/8-16 X 3 GD5 YZ
17	5022842	2	COIL-OVER SHOCK ASSEMBLY
18	5025165	6	WASHER-3/8 FENDER
19	5045943	2	SPACER, SHOULDER
20	5046860	2	SPACER, .39 X 1.00 X .50
21	5061751B	2	PLATE, FRAME SUPPORT, LH - RED
22	5102701	2	SPACER, .34 X 1.54 X .25 - UHMW (52" MODELS)
23	5025594	2	SCREW, 5/16-18X1, PHILLIPS HD, BZ (52" MODELS)
24	5025392	2	NUT, 5/16-18 HEX NYLOCK FLANGE (52" MODELS)

## Footnotes

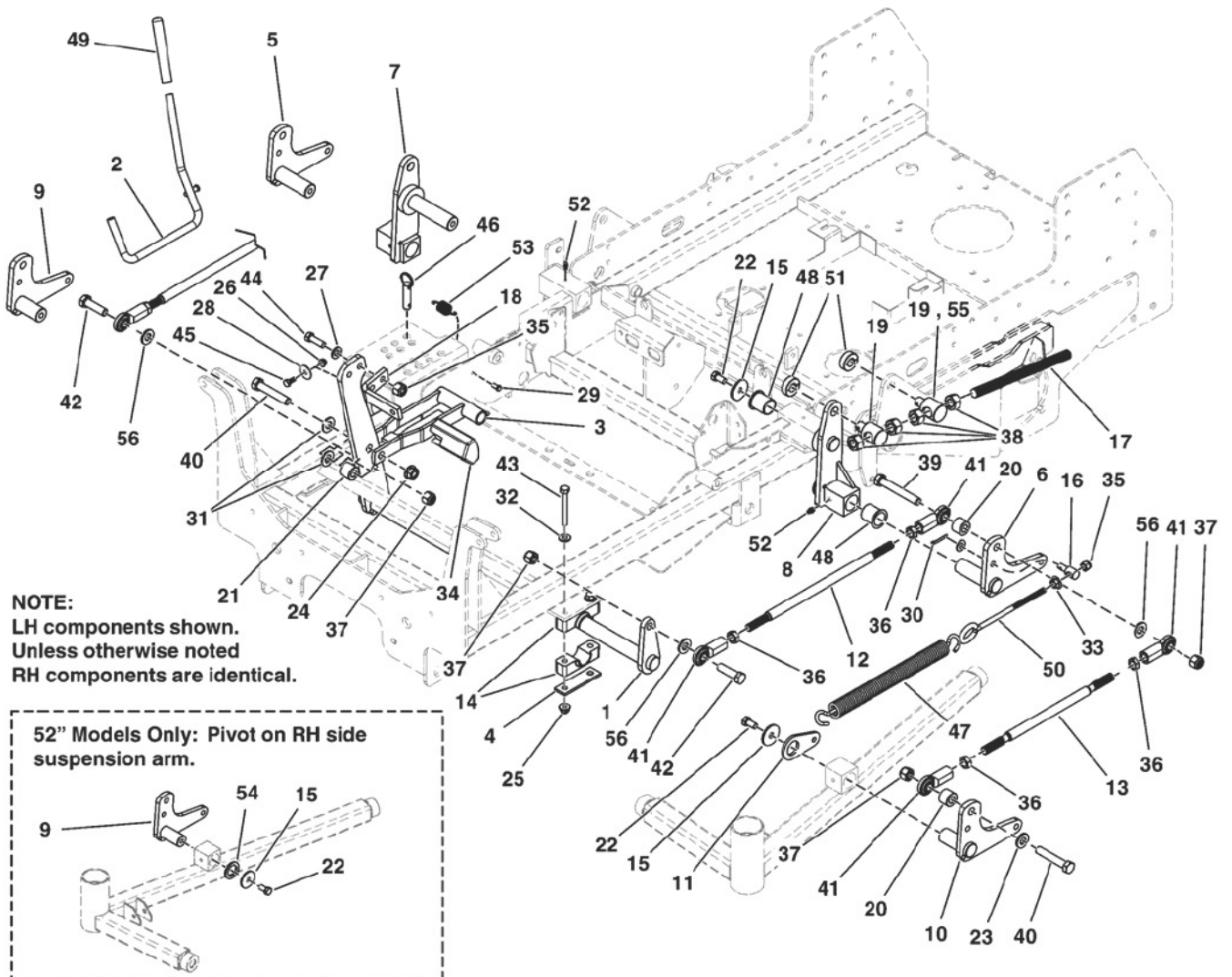
The above parts group applies to the following Mfg. Nos.:

5901293      5901294  
5901298      5901295  
5901296  
5901297  
5901331  
5901332

## Deck Lift Group - Rods & Pedals

NOTE: Unless noted otherwise,  
use the standard hardware torque  
specification chart.

5303563  
5303483



The above parts group applies to the following Mfg. Nos.:

5901293      5901294  
5901298      5901295  
5901296  
5901297  
5901331  
5901332

## Deck Lift Group - Rods & Pedals

REF NO	PART NO.	QTY.	DESCRIPTION
1	5410897B	1	WELD, DECK LIFT SHAFT - RED
2	5410317A	1	WELD, ROD DECK LIFT, IS700 - BLK
3	5410315A	1	WELD, DECK HEIGHT LINK, IS700 - BLK
4	5403925A	2	PLATE, PIVOT BLOCK SUPPORT - BLK
5	5401672A	1	WELD, DECK LIFT LEVER, RH - BLK
6	5401671A	1	WELD, DECK LIFT LEVER, LH - BLK
7	5401665A	1	WELD, REAR LIFT - RH - BLK
8	5401664A	1	WELD, REAR LIFT - LH - BLK
9	5401662B	1	WELD, DECK LIFT LEVER, RH - RED
10	5401661B	1	WELD, DECK LIFT LEVER, LH - RED
11	5401645B	2	MOUNT, SPRING, DECK LIFT - RED (52" Models Use Qty: 1)
12	5103758	2	ROD, DECK LIFT, 19.25, CZ
13	5103340	2	ROD, 1/2-20 X 20.50", CZ
14	5100634	4	PIVOT BLOCK, PLASTIC
15	5100548	6	WASHER, .390 X 1.50 X .109, YZ
16	5100380	2	ADJUSTER, DECK HANGER (52" Models Use Qty: 1)
17	5100247	2	ROD, 5/8-11 X 9.00
18	5061569A	1	PEDAL, FOOT - BLK
19	5045447	4	PIVOT, SPRING ROD (52" Models Use Qty: 2)
20	5045178	4	SPACER, .52 X 1.00 X .75, CZ
21	5044673	1	SPACER, .52 X 1.00 X .88, CZ
22	5025443	6	BOLT, 3/8-16 X 3/4, PLT W/PATCH
23	5025440	3	WASHER, 1/2 GD9 YZ
24	5025396	1	NUT, 1/2-13 HEX NYLOCK FLANGE
25	5025394	4	NUT, 3/8-16 HEX NYLOCK FLANGE
26	5025391	2	NUT, 1/4-20 HEX NYLOCK FLANGE
27	5025293	2	WASHER, 3/8 GD.9 FLAT
28	5025288	2	WASHER, 1/4 FENDER
29	5025212X4	1	CLEVIS PIN, 1/4 X 1/2, CZ
30	5025203X6	2	PIN, COTTER, 1/8 X 3/4 (52" Models Use Qty: 1)
31	5025158	2	WASHER, 1/2" SAE
32	5025156	4	WASHER, 3/8 SAE
33	5025128	1	NUT, 3/8-16 HEX LG. SERR FLG
34	5104262	1	RUBBER, FOOT PEDAL
35	5025096	4	NUT, 3/8-16 HEX NYLON LOCK (52" Models Use Qty: 3)
36	5025089	8	NUT, 1/2-20 HEX JAM
37	5025056	7	NUT, 1/2-13 HEX NYLON LOCK
38	5025040	8	NUT, 5/8-11 HEX
39	5025017X28	2	BOLT, 1/2-13 X 3-1/2 GD5 YZ
40	5025017X20	3	BOLT, 1/2-13 X 2-1/2 GD5 YZ
41	1702779	8	JOINT-BALL .500-20 THD .500ID, CLR ZINC

### Footnotes

The above parts group applies to the following Mfg. Nos.:

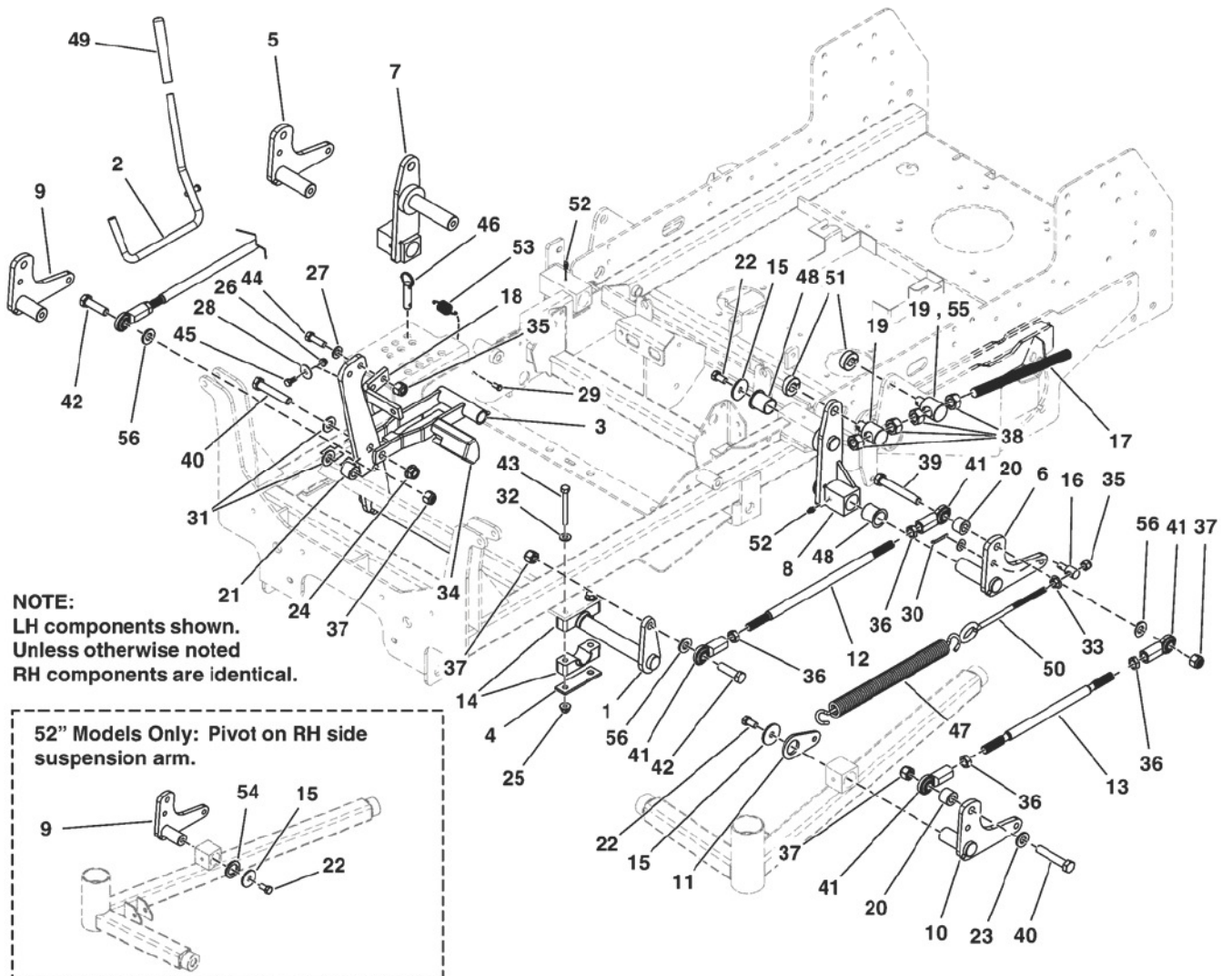
5901293      5901294  
5901298      5901295  
5901296  
5901297  
5901331  
5901332



## Deck Lift Group - Rods & Pedals

NOTE: Unless noted otherwise,  
use the standard hardware torque  
specification chart.

5303563  
5303483



The above parts group applies to the following Mfg. Nos.:

5901293      5901294  
5901298      5901295  
5901296  
5901297  
5901331  
5901332



### Deck Lift Group - Rods & Pedals

REF NO	PART NO.	QTY.	DESCRIPTION
42	5025017X16	2	BOLT, 1/2-13 X 2 GD5 YZ
43	5025013x22	2	BOLT, 3/8-16 X 2-3/4 GD5 YZ
44	5025013X10	2	BOLT, 3/8-16 X 1-1/4 GD5
45	5025010X5	2	BOLT-1/4-20 X 5/8 GD5 YZ
46	5023498	1	PIN, HITCH, 1/2 X 2.00 OAL, YP
47	5023355	2	SPRING-EXT, 1.00 ODX13.25LGX.177WR, BLK (52" Models Use Qty: 1)
48	5023343	8	BUSHING, 1.00 X 1.13 X 1.38, PLASTIC
49	5021880	1	GRIP, FOAM, .475 X 4.35 X .095
50	5021811	2	EYE BOLT, 3/8-16 X 8, 3THRD, 1EYE, CZ (52" Models Use Qty: 1)
51	5020441	4	COLLAR, 5/8 SPLIT
52	5020095	4	GREASE FITTING, 1/4-28 STRAIGHT
53	5010213	1	SPRING-EXT, .740 ODX2.025LGX.072WR, BLK
54	5020929	1	SHIM, 1.0 X 1.5 X 0.125 (52" Models Only)
55	5045856	2	PIVOT, SPRING ROD (52" Models Only)
56	5100520	4	SPACER, .52 X 1.00 X .22, CZ

Not for  
Reproduction

### Footnotes

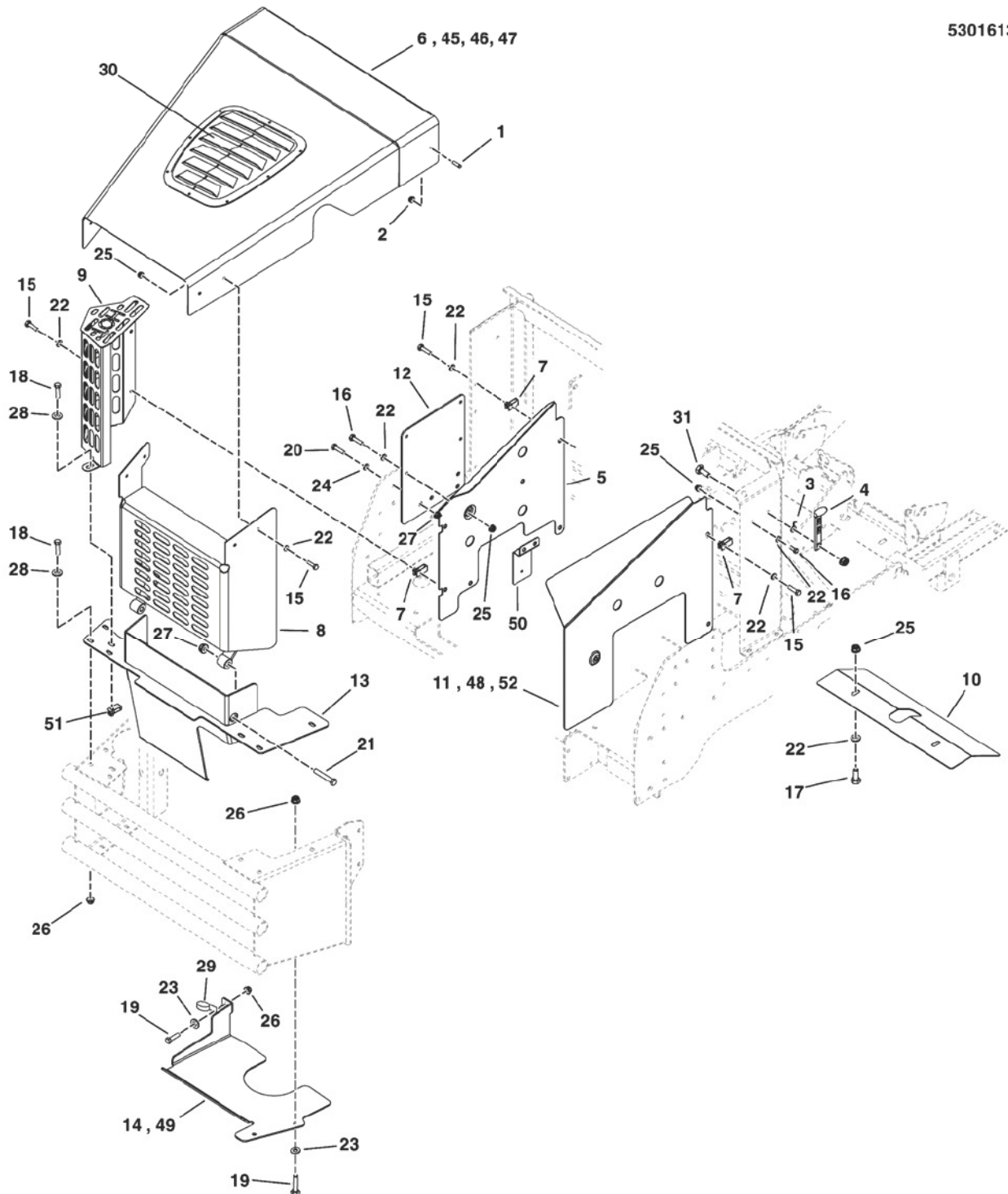
The above parts group applies to the following Mfg. Nos.:

5901293      5901294  
5901298      5901295  
5901296  
5901297  
5901331  
5901332

## Hood & Shield Group

NOTE: Unless noted otherwise,  
use the standard hardware torque  
specification chart.

5301613



The above parts group applies to the following Mfg. Nos.:

5901293      5901294  
 5901298      5901295  
 5901296  
 5901297  
 5901331  
 5901332

## Hood & Shield Group

REF NO	PART NO.	QTY.	DESCRIPTION
1	1726044	2	BINDING POST #8-32X.500 INT THR BLK
2	2860707	2	SCREW-HEX SERR FLNG LK # 8-32X0.375 YEL
3	1723168	2	HOOK-.125DIA WIRE GR CAT STRAP YELLOW
4	2171600	2	STRAP,HOOD,BLACK RUBBER
5	5404649B	1	SIDE PANEL, LH - RED
6	5404953B	1	WELD, HOOD, IS2500 - RED (52" DOM MODELS)
7	5022665	6	BODY CLIP, 1/4-20 X 1/2 DEEP
8	5404961B	1	WELD, REAR COVER - RED
9	5405002B	1	WELD, MUFFLER GUARD, 2500 - RED
10	5404935B	1	PLATE, SHIELD, HYDRAULIC PUMPS - RED
11	5406739B	1	COVER, SIDE, RH - RED (61" MODELS - S/N: 2016680389 & Below; 52" MODELS - 2016585093 - 2016680389)
12	5401954B	1	PLATE, HYDRAULIC TANK MOUNT - RED
13	5404958B	1	WELD, GUARD, PTO BELT - RED
14	5405020B	1	GUARD, DECK BELT, IS2500Z (52" MODELS - S/N: 2014887976 & BELOW)
15	5025010X6	10	BOLT, 1/4-20 X 3/4 GD5 YZ
16	5025010X8	8	BOLT, 1/4-20 X 1, GD5
17	5025010X10	2	BOLT, 1/4-20 X 1-1/4, GD5
18	5025011X6	2	BOLT, 5/16-18 X 3/4 GD5
19	5025011X8	3	BOLT, 5/16-18 X 1 GD5
20	5025013X8	3	BOLT, 3/8-16 X 1 GD5 YZ
21	5025013X18	2	BOLT, 3/8-16 X 2-1/4 GD5 YZ
22	5025154	14	WASHER, 1/4 SAE
23	5025155	3	WASHER, 5/16 SAE
24	5025156	3	WASHER, 3/8 SAE
25	5025391	14	NUT, 1/4-20 HEX NYLOCK FLANGE
26	5025392	5	NUT, 5/16-18 HEX NYLOCK FLANGE
27	5025394	7	NUT, 3/8-16 HEX NYLOCK FLANGE
28	5025292	2	WASHER, 5/16 GD.9 FLAT
29	5023173	1	CLAMP, HOSE, 1.000 DIA.
30	5101768	1	SCOOP, HOOD, OUTFRONT MOWER
31	5025144X6	2	BOLT, 1/4-20 X 3/4, CARRIAGE
32	5407957B	1	PLATE, MOUNT, HOOD FASTENER - RED (EXPORT MODELS) (NOT SHOWN)
33	5025572	1	DZUS, 1/4 TURN FASTENER, D8X29MM (EXPORT MODELS) (NOT SHOWN)
34	5025573	1	DZUS, EJECTOR SPRING (EXPORT MODELS) (NOT SHOWN)
35	5025574	1	DZUS, CUPPED WASHER (EXPORT MODELS) (NOT SHOWN)
36	5025576	1	DZUS, RECEPACLE, CLIP-ON, D8 (EXPORT MODELS) (NOT SHOWN)
37	5025577	1	DZUS, RETAINER, PUSH-ON, SS (EXPORT MODELS) (NOT SHOWN)
38	5025271	2	NUT, #10-24 HEX NYLON LOCK (EXPORT MODELS) (NOT SHOWN)
39	5025179X6	2	SCREW, #10-24 X 3/4 ROUND PHILLIPS (EXPORT MODELS) (NOT SHOWN)
40	5023499	4	WASHER, #10 SAE (EXPORT MODELS) (NOT SHOWN)
41	5050853X12	1	BLACK BODY MOLDING, 12.00 (NOT SHOWN)

## Footnotes

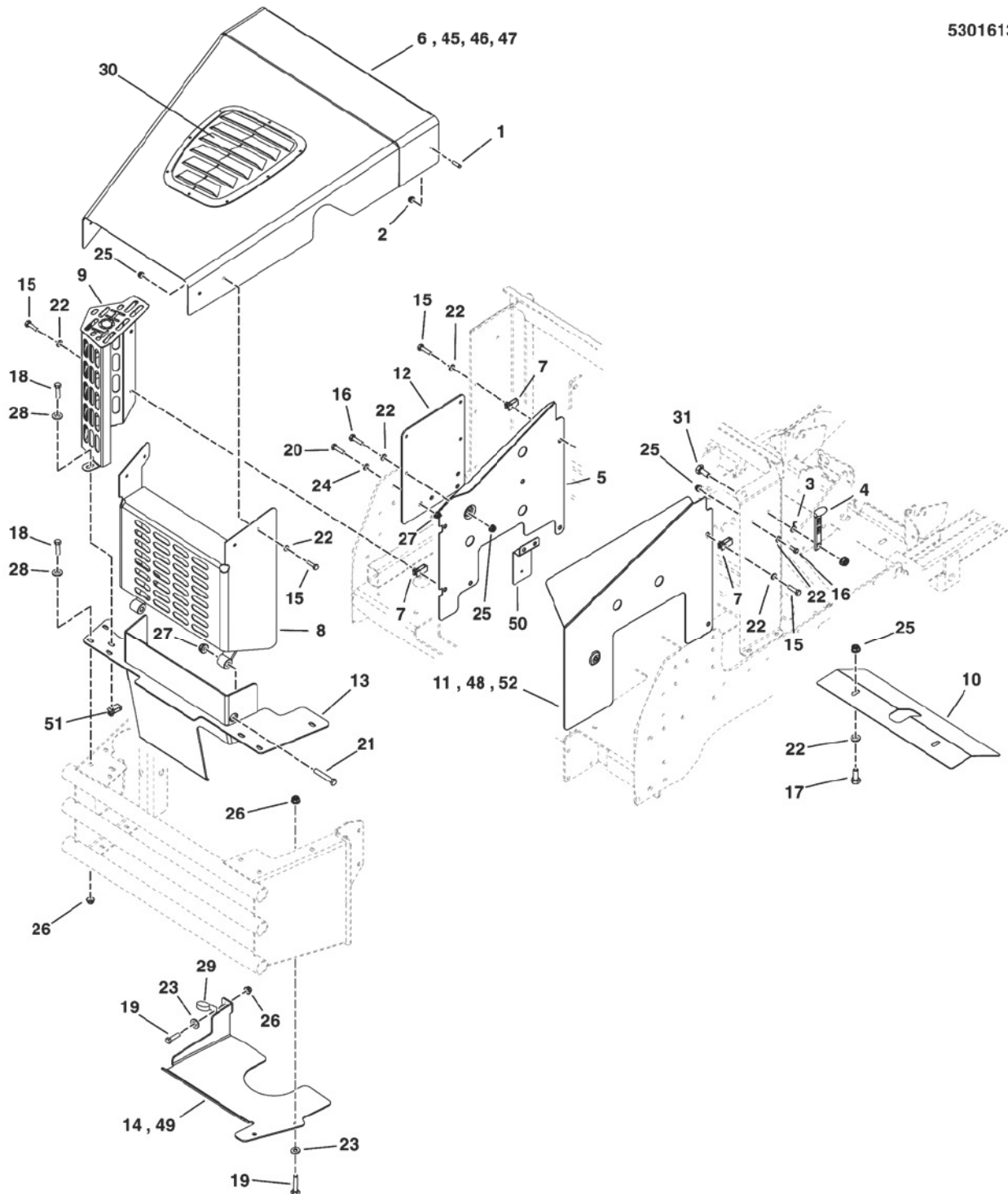
The above parts group applies to the following Mfg. Nos.:

5901293      5901294  
5901298      5901295  
5901296  
5901297  
5901331  
5901332

## Hood & Shield Group

NOTE: Unless noted otherwise,  
use the standard hardware torque  
specification chart.

5301613



The above parts group applies to the following Mfg. Nos.:

5901293      5901294  
5901298      5901295  
5901296  
5901297  
5901331  
5901332

## Hood & Shield Group

REF NO	PART NO.	QTY.	DESCRIPTION
42	5050853X3P75	1	BLACK BODY MOLDING, 3.75 (NOT SHOWN)
43	5050853X7P5	1	BLACK BODY MOLDING, 7.50 (NOT SHOWN)
44	1675044	8	RIVET-POP.188 .429L AL,AL STEM.37HD DIA (NOT SHOWN)
45	5406738B	1	WELD, HOOD, IS2500 - RED (61" DOM MODELS)
46	5407961B	1	WELD, HOOD, IS2500 - RED (61" CE MODELS)
47	5407959B	1	WELD, HOOD, IS2500 - RED (52" CE MODELS)
48	5406143B	1	COVER, SIDE, RH - RED (52" MODELS - S/N: 2016585092 & Below)
49	5406737B	1	GUARD, DECK BELT (ALL 61" Models / 52" S/N: 2014887977 & ABOVE)
50	5408836A	1	MOUNT, MAXI FUSE
51	5025452	2	BODY CLIP, 5/16-18, 1/4 MATERIAL
52	5412199B	1	COVER, SIDE, RH (52" & 61" Models - S/N: 2016680390 & Above)

Not for  
Reproduction

## Footnotes

The above parts group applies to the following Mfg. Nos.:

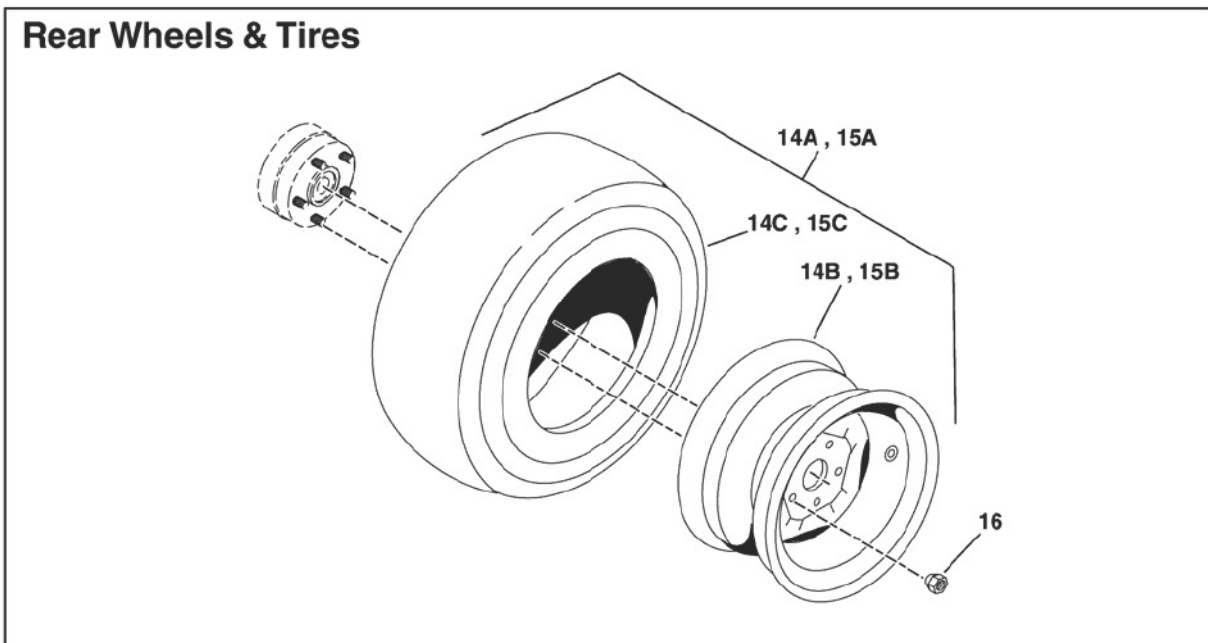
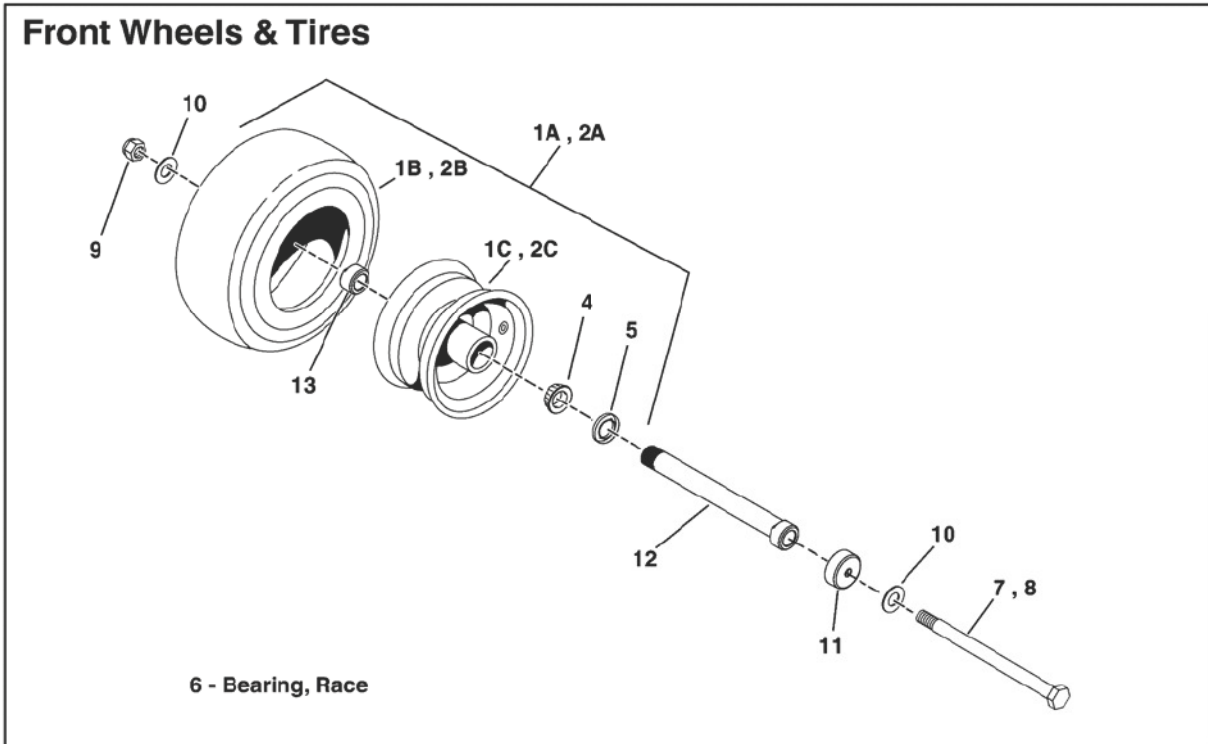
5901293      5901294  
5901298      5901295  
5901296  
5901297  
5901331  
5901332



## Wheel & Tire Group

NOTE: Unless noted otherwise,  
use the standard hardware torque  
specification chart.

5303491  
5303479



The above parts group applies to the following Mfg. Nos.:

5901293      5901294  
5901298      5901295  
5901296  
5901297  
5901331  
5901332

## Wheel & Tire Group

REF NO	PART NO.	QTY.	DESCRIPTION
1A	5022631S	2	TIRE, CASTER, 13 X 5.00-6 (52" Models)
1B	5022029X1	2	TIRE ONLY (SV) (52" Models)
2A	5023136	2	TIRE ASSY, 13 X 6.5 SILVER (61" Models)
2B	5022577	2	TIRE, FRONT, 13 X 6.5 X 6 (SV) (61" Models)
3	5022631SX1	2	WHEEL ASSY, 13 X 5 X 6, SILVER (SV)
4	5022631SX2	4	BEARING, TAPERED CONE (SV)
5	5022631SX3	4	SEAL, GREASE (SV)
6	5022631SX4	2	RACE, BEARING (SV) (Not Illustrated)
7	5025017X64	2	BOLT, 1/2-13 X 8 GD5 YZ (52" Models)
8	5025017X72	2	BOLT, 1/2-13 X 9 GD5 YZ (61" Models)
9	5025396	2	NUT, 1/2-13 HEX NYLOCK FLANGE
10	5025158	2	WASHER, 1/2 SAE
11	5103594	4	DEBRIS, COVER, CASTER WHEELS
12	5103649	2	BEARING ADJUSTER, SPACER, 7.062 LG
13	5103650	2	NUT, BEARING ADJUSTER, AXLE
14A	5103887	2	TIRE/WHEEL ASM, 23X9.5-12, TURF SMART (52" Models)
14B	5103887X1	2	WHEEL, 12 X 7, 5/4.5, 1.13 OFFSET (SV) (52" Models)
14C	5103887X2	2	TIRE, 23 X 9.5-12NHS, TURF SMART (SV) (52" Models)
15A	5103920	2	TIRE/WHEEL ASM, 23X10.5-12, TURF SMART (61" Models)
15B	5103920X1	2	WHEEL, 12 X 8.5, 5/4.5, 1.3 OFFSET (SV) (61" Models)
15C	5103920X2	2	TIRE, 23 X 10.5-12NHS, TURF SMART (SV) (61" Models)
16	5020601	10	NUT, 1/2-20, FOR WHEEL BOLT SILVER

Not for  
Reproduction

### Footnotes

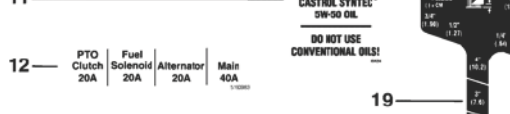
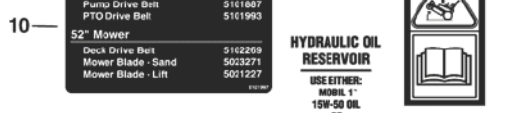
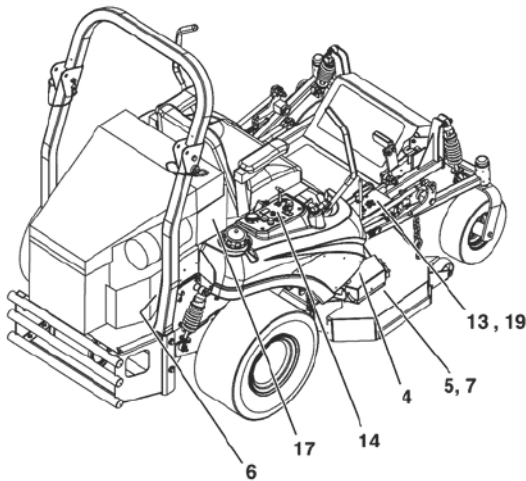
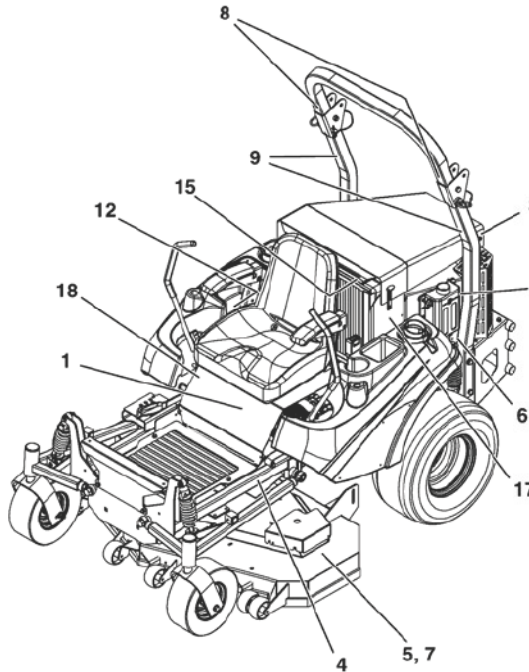
The above parts group applies to the following Mfg. Nos.:

5901293      5901294  
 5901298      5901295  
 5901296  
 5901297  
 5901331  
 5901332

# Decal Group - Safety & Operation (Export)

NOTE: Unless noted otherwise, use the standard hardware torque specification chart.

5301615



Belts & Blades	
Tractor	
Pump Drive Belt	5161607
PTO Drive Belt	5161993
52" Mower	
Deck Drive Belt	5162209
Mower Blade - Sand	5023271
Mower Blade - Lift	5021227

**HYDRAULIC OIL RESERVOIR**  
 USE EITHER:  
 MOBIL 1™  
 15W-50 OIL  
 - DE  
 CASTROL SYNTEC™  
 0W-50 OIL  
 DO NOT USE  
 CONVENTIONAL OILS!

PTO Clutch	Fuel Solenoid	Alternator	Main
20A	20A	20A	40A

The above parts group applies to the following Mfg. Nos.:

- 5901293      5901294
- 5901298
- 5901296
- 5901297
- 5901331
- 5901332

### Decal Group - Safety & Operation (Export)

REF NO	PART NO.	QTY.	DESCRIPTION
1	5102627	1	DECAL, MAIN SAFETY, ANSI CE
2	5101990	1	DECAL, CZT HYRDO RELEASE
3	5101353	1	DECAL, HAND IN FLAME
4	5061246	2	DECAL, PINCH POINT, CE (Qty: 1 on 52" Models)
5	5102420	2	DECAL, DANGER, MOWER DECK, ANSI EXP
6	5100537	1	DECAL, SAFETY, CE ROPS, OBS
7	5102457	2	DECAL, DANGER DISCHARGE ANSI EXP
8	5100685	2	DECAL, WARNING, ROLL BAR, CE
9	5100536	1	DECAL, SAFETY, CE ROPS
10	5102918	1	DECAL, BELT & BLADE (52" - S/N: 2014640028 & Above)
10	5101997	1	DECAL, BELT & BLADE (52" - S/N: 2014640027 & Below)
10	5103288	1	DECAL, BELT & BLADE (61" - S/N: 2015251379 & Above)
10	5102592	1	DECAL, BELT & BLADE (61" - S/N: 2015251378 & Below)
11	5048454	1	DECAL, OIL RESEVOIR
12	5100983	1	DECAL, FUSE LOCATION (S/N: 2015276814 & BELOW)
12	5046503	1	DECAL, FUSE LOCATION (S/N: 2015276815 & ABOVE)
13	5061724	1	DECAL-HEIGHT CITATION (S/N: 2016581376 & Below)
14	5101285	1	DECAL, CONTROL PANEL, YANMAR (S/N: 2015276814 & BELOW)
14	5103307	1	DECAL, CONTROL PANEL, S2500Z, 3 POS IGN (S/N: 2015276815 & ABOVE)
15	5102000	1	DECAL, WARNING, HOT
16	1739264	1	CE BATTERY DECAL, LARGE (Not Shown)
17	5102456	2	DECAL, FIRE ANSI EXPORT
18	5102628	1	DECAL, PARKING BRAKE SYMBOLS
19	5103720	1	DECAL, CUT HEIGHT (S/N: 2016581377 & Above)

### Footnotes

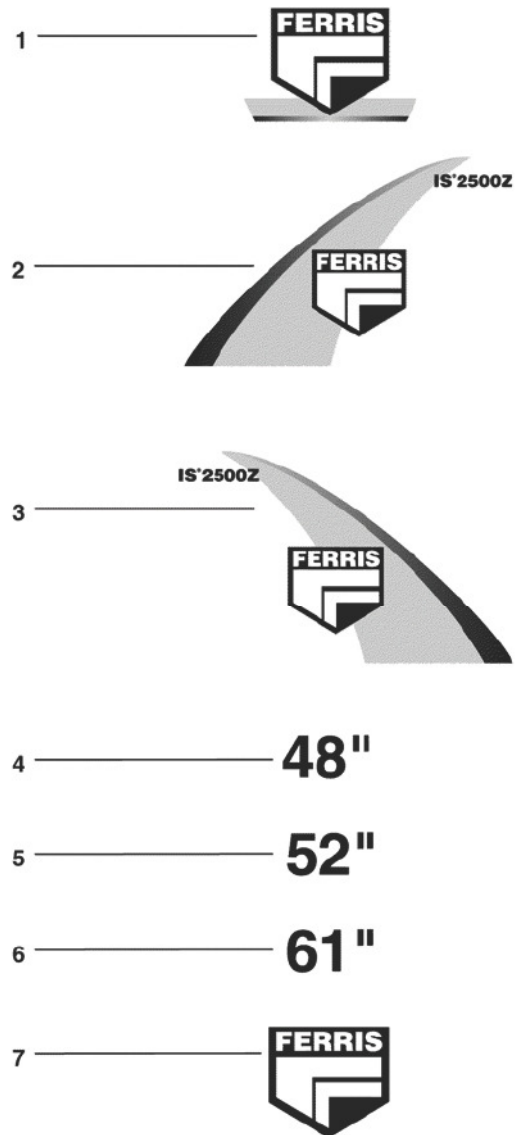
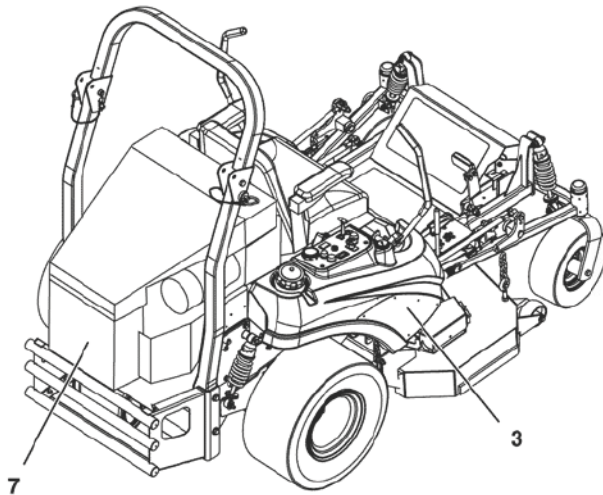
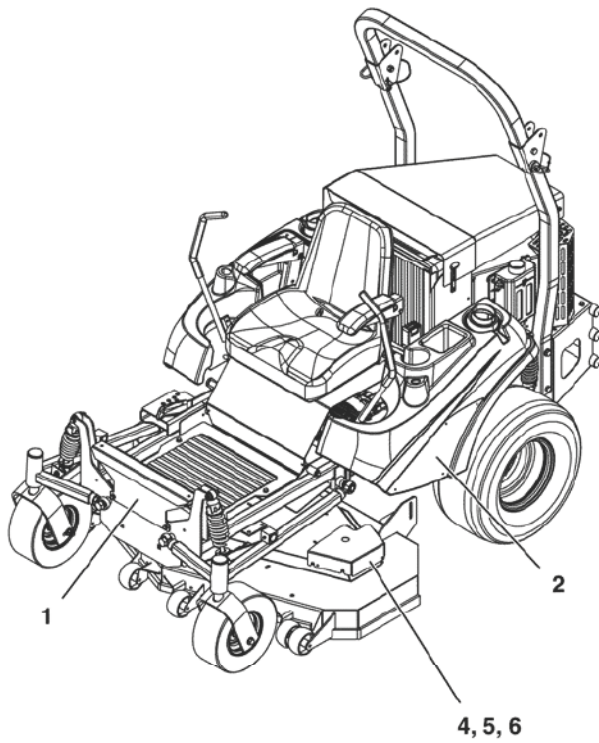
The above parts group applies to the following Mfg. Nos.:

5901293      5901294  
5901298  
5901296  
5901297  
5901331  
5901332

## Decal Group - Brand & Model

NOTE: Unless noted otherwise,  
use the standard hardware torque  
specification chart.

5301618



The above parts group applies to the following Mfg. Nos.:

5901293      5901294  
5901298      5901295  
5901296  
5901297  
5901331  
5901332



### **Decal Group - Brand & Model**

<b>REF NO</b>	<b>PART NO.</b>	<b>QTY.</b>	<b>DESCRIPTION</b>
1	5100340	1	DECAL, FERRIS, FRONT, 6.75 X 4.25
2	5101852	1	DECAL, BADGE, IS2500Z, LH
3	5101853	1	DECAL, BADGE, IS2500Z, RH
4	5022811	1	DECAL, 48
5	5022812	1	DECAL, 52
6	5022813	1	DECAL, 61
7	5100369	1	USE 5103799 - DECAL, FERRIS LOGO, 5-3/8 (NOT SHOWN)
8	5102210	1	DECAL, iCD CUTTING SYSTEM

Not for  
Reproduction

### **Footnotes**

---

The above parts group applies to the following Mfg. Nos.:

5901293      5901294  
5901298      5901295  
5901296  
5901297  
5901331  
5901332

# Decal Group - Safety & Operation (Domestic)

**NOTE:** Unless noted otherwise, use the standard hardware torque specification chart.

5302080A

**WARNING**  
Avoid serious injury or death

- Read operator's manual before using this product.
- Do NOT operate this machine unless you are trained.
- Know the location and function of all controls.
- Always safely dismount (uphill, downhill, backward, etc.) in drive and reverse.
- Remove objects that could be thrown by the blades.
- The lawn blades and engine are stopped before placing hands or feet near blades.
- When leaving machine, shut off, remove key and set parking brake.

**Fire Hazard**  
Gasoline is flammable. Debris is combustible.

- Allow engine to cool for at least 3 minutes before refueling.
- Never fill when engine is running.
- Never use open flames.
- This equipment may cross sparks that can start fires around dry vegetation. A spark arrester may be required. Contact local fire agencies for regulations relating to fire prevention requirements.

**DANGER**  
Amputation hazard

Floating blades cut off arms and legs.

- Stop the mower when children or others are near.
- Do not carry items (especially children) when mowing.
- Do not touch blades off. They may fall off or return to their normal position if you are not operating it.
- Look down, behind and to the side before changing direction.

**Water, retaining walls and drop-off hazards**  
Wheels dropping over edges may result in serious injury, death or drowning.

- Do NOT operate near water, retaining walls or drop-offs.
- Clear a path of at least two mower widths of clearance around these hazards.

**Wet or soft slope hazard**  
Wet or soft slopes can cause slipping and loss of control.

- Do NOT operate on slopes when grass is wet.
- Do NOT operate on slopes when soil is soft (such as after heavy rain).

**Loss of control and roll-over hazard**  
Operating on slopes can be hazardous and cause loss of control and roll-overs.

- Avoid sudden turns or rapid speed changes.
- Reduce speed and use correct caution on slopes.
- Do across slopes, NOT up and down.
- Do not operate slopes over 15 degrees.
- If machine slips forward on a slope, stop the blades and drive slowly off the slope.

**WARNING**  
PINCH POINT

To avoid injury from loaded spring, read operator's manual before removing springs.

The operator's manual is available in Spanish. La manual del operador está disponible en Español.

**DANGER**  
Amputation and thrown objects hazard

- Keep hands and feet away from deck.
- Do not operate mower unless discharge chute or entire grass catcher is in its proper place.

**WARNING**  
Avoid serious injury or death from rollover.

Do not operate without the rollbar installed and operational.

**WARNING**  
AVOID SERIOUS INJURY OR DEATH FROM ROLL OVER:

Keep roll bar in the raised position and use seat belt.

THERE IS NO ROLL OVER PROTECTION WHEN THE ROLL BAR IS DOWN.

Lower the roll bar only when necessary and NEVER remove it.

Do NOT use seat belt when the roll bar is down.

Raise the roll bar as soon as clearance permits.

Do NOT jump off if mower tips.

Read and follow all operating instructions and warnings in the operator's manual.

**CAUTION**  
ROLL OVER PROTECTIVE STRUCTURE

To maintain operator protection and roll bar certification:

- Replace a damaged roll bar do NOT attempt to repair or modify.
- Any alteration of the roll bar must be approved by the manufacturer.
- DO NOT exceed the machine weight rating of the roll bar.

**HYDRAULIC OIL RESERVOIR**

USE EITHER:  
MOBIL 1<sup>®</sup> 15W-50 OIL  
OR  
CASTROL SYNTEC<sup>™</sup> 5W-50 OIL

DO NOT USE CONVENTIONAL OILS!

Key Switch	Charge Circuit	PTO	Auxiliary
20A	20A	20A	20A

**Belts & Blades**

Tractor	
Pump Drive Belt	5100555
52" Mower	
Deck Drive Belt	5103395
Mower Blade	5101736
61" Mower	
Deck Drive Belt	5103391
Mower Blade	5101735

The above parts group applies to the following Mfg. Nos.:  
5901295

### **Decal Group - Safety & Operation (Domestic)**

<b>REF NO</b>	<b>PART NO.</b>	<b>QTY.</b>	<b>DESCRIPTION</b>
1	5103595	1	DECAL, MAIN SAFETY
2	5061245	2	DECAL, PINCH POINT
3	7101665	2	DECAL, DANGER DO NOT OPERATE W/O DEFLECT
4	5103619	1	DECAL, MANUAL AVAIL IN SPANISH
5	5100683	2	DECAL, WARNING, ROLL BAR
6	5101990	1	DECAL, CZT HYRDO RELEASE (Located under seat)
7	-	1	ORDER PART NUMBERS 5104082 & 5104083
8	5048454	1	DECAL, OIL RESEVOIR
9A	5100983	1	DECAL, FUSE LOCATION (S/N: 2015276814 & Below)
9B	5046503	1	DECAL, FUSE LOCATION (S/N: 2015276815 & Above)
10	5061724	1	DECAL-HEIGHT CITATION (S/N: 2016281376 & Below)
11	5104005	1	DECAL, WARNING (SV)
12A	5102592	1	DECAL, BELT & BLADE (61" - S/N: 2015251378 & Below)
12B	5102501	1	DECAL, BELT & BLADE (20/52" - S/N: 2013957759 & Below)
12C	5102918	1	DECAL, BELT & BLADE (24/52" - S/N: 2014640028 & Above)
12D	5102820	1	DECAL, BELT & BLADE (20/52" - S/N: 2013957760 & Above)
12E	5103288	1	DECAL, BELT & BLADE (61" - S/N: 2015251379 & Above)
13A	5101285	1	DECAL, CONTROL PANEL, YANMAR (S/N: 2015276814 & Below)
13B	5103307	1	DECAL, CONTROL PANEL, S2500Z, 3 POS IGN (S/N: 2015276815 & Above)
14	5103720	1	DECAL, CUT HEIGHT (S/N: 2016581377 & Above)

Not for  
Reproduction

### **Footnotes**

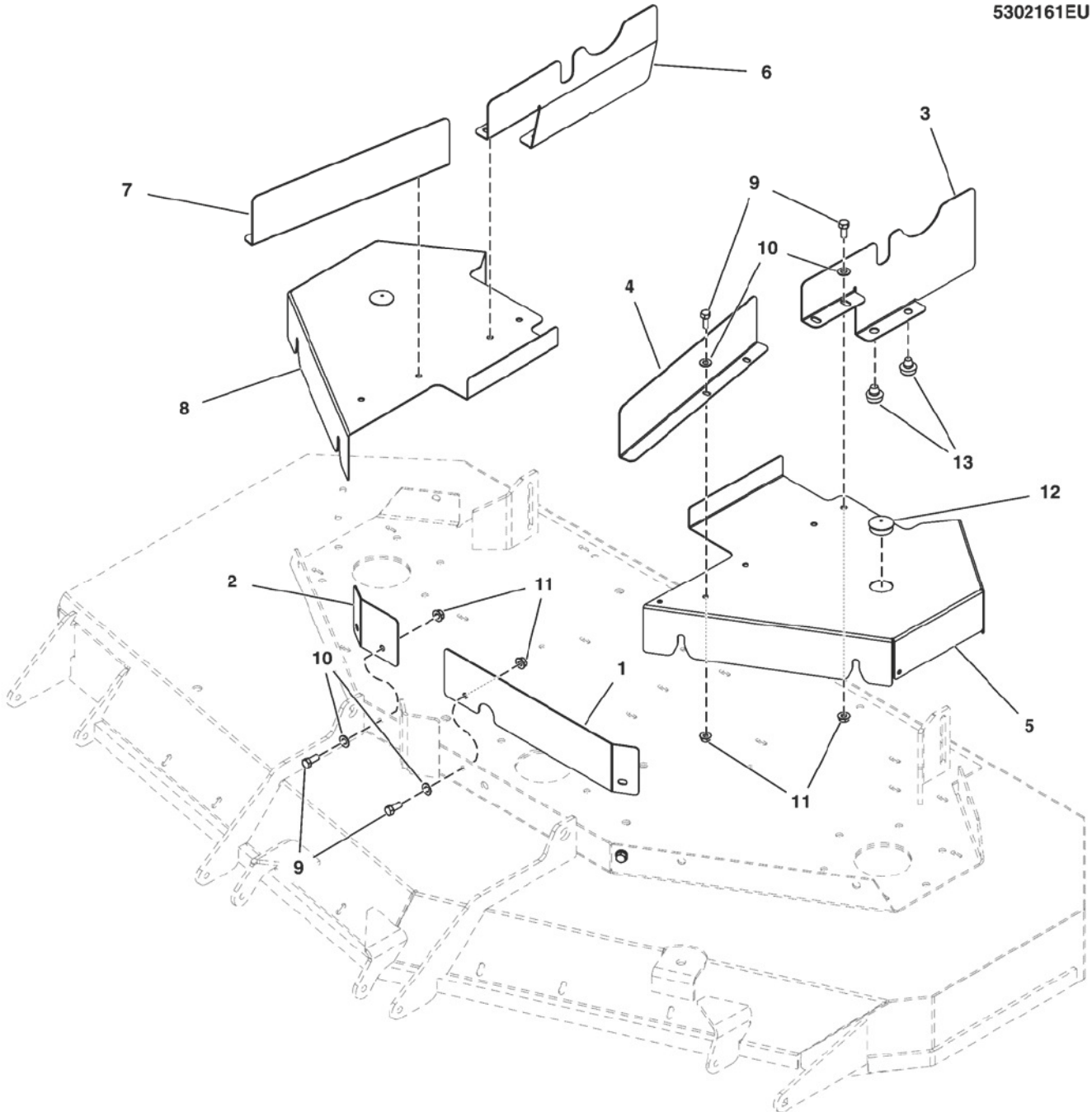
---

The above parts group applies to the following Mfg. Nos.:  
5901295

## CE Guarding - 61" Mower Deck S/N: 2017018011 & Above

NOTE: Unless noted otherwise,  
use the standard hardware torque  
specification chart.

5302161EU



The above parts group applies to the following Mfg. Nos.:  
5901297

### CE Guarding - 61" Mower Deck S/N: 2017018011 & Above

REF NO	PART NO.	QTY.	DESCRIPTION
1	5413473B	1	PLATE, DECK GUARD, SHIELD,FRONT LH - RED
2	5413472B	1	PLATE, DECK GUARD, SHIELD,FRONT RH - RED
3	5413471B	1	PLATE, DECK GUARD,SHIELD,REAR - LH - RED
4	5413470B	1	PLATE, DECK GUARD, SHIELD - LH - RED
5	5413469B	1	PLATE, DECK GUARD, LH - RED
6	5413468B	1	PLATE, DECK GUARD,SHIELD,REAR - RH - RED
7	5413467B	1	PLATE, DECK GUARD, SHIELD - RH - RED
8	5413466B	1	PLATE, DECK GUARD, RH - RED
9	5025011X6	18	BOLT, 5/16-18 X 3/4 GD5 CZ
10	5025155	18	WASHER, 5/16 SAE
11	5025127	12	NUT, 5/16-18 HEX SERRATED FLANGE (SMALL)
12	5023484	2	PLUG, PANEL, 1.25 - BLACK
13	197546	4	MNT, VBRTN, RBBR

Not for  
Reproduction

#### Footnotes

---

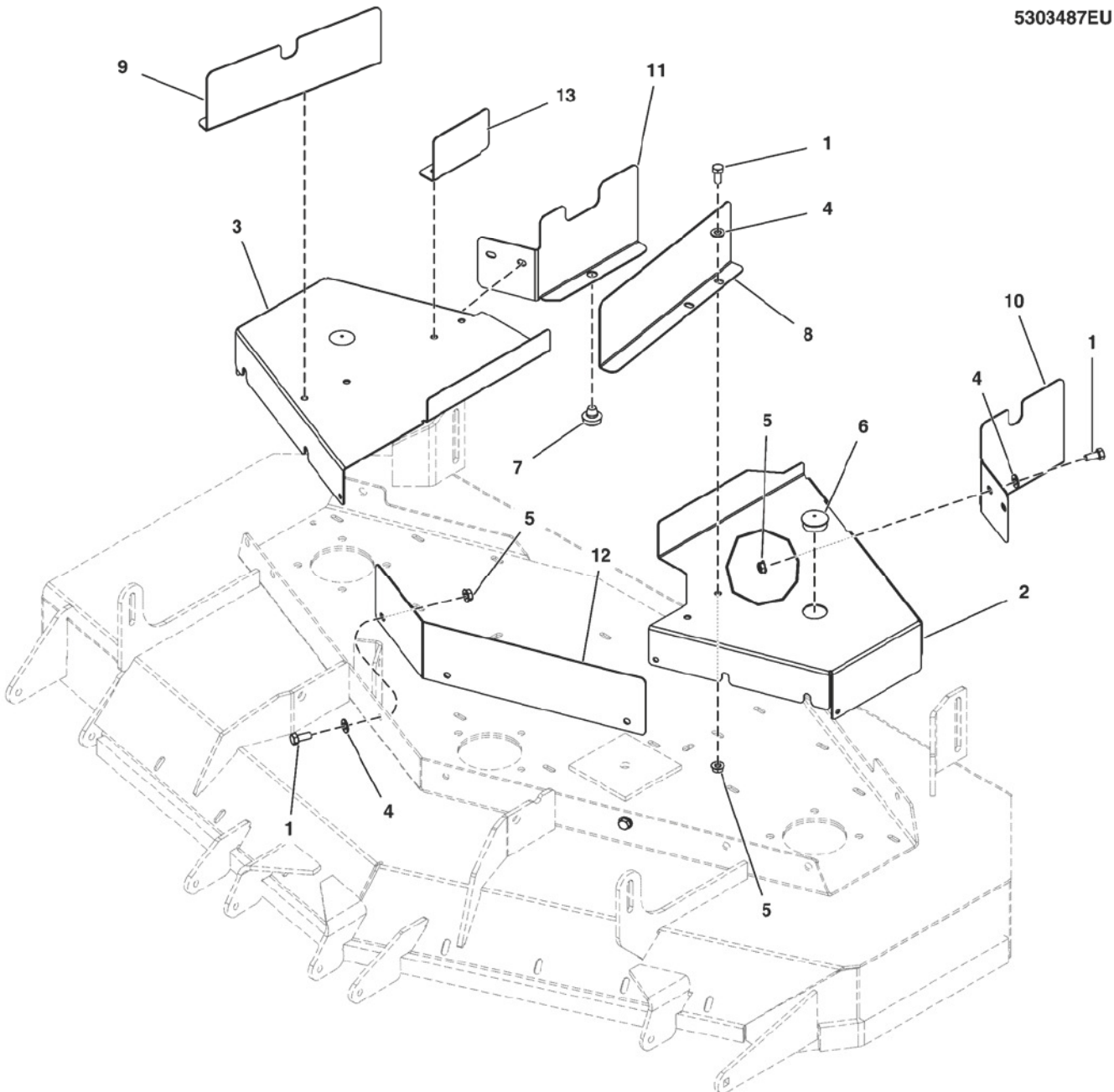
The above parts group applies to the following Mfg. Nos.:  
5901297



## CE Guarding - 52" Mower Deck S/N: 2017018011 & Above

NOTE: Unless noted otherwise,  
use the standard hardware torque  
specification chart.

5303487EU



The above parts group applies to the following Mfg. Nos.:  
5901294

**CE Guarding - 52" Mower Deck S/N: 2017018011 & Above**

REF NO	PART NO.	QTY.	DESCRIPTION
1	5025011X6	13	BOLT, 5/16-18 X 3/4 GD5 CZ
2	5413458B	1	PLATE, DECK GUARD, RH - RED
3	5413459B	1	PLATE, DECK GUARD, LH - RED
4	5025155	13	WASHER, 5/16 SAE
5	5025127	13	NUT, 5/16-18 HEX SERRATED FLANGE (SMALL)
6	5023484	2	PLUG, PANEL, 1.25 - BLACK
7	197546	2	MNT, VBRTN, RBBR
8	5413460B	1	PLATE, DECK SHIELD, FRAME - LH - RED
9	5413461B	1	PLATE, DECK GUARD, SHIELD - RH - RED
10	5413462B	1	PLATE, DECK GUARD, SHIELD - REAR LH - RED
11	5413463B	1	PLATE, DECK GUARD, SHIELD - REAR RH - RED
12	5413464B	1	PLATE, DECK GUARD, SHIELD, FRONT LH - RED
13	5413465B	1	PLATE, DECK GUARD, SHIELD - RIGHT - RED

Not for  
Reproduction

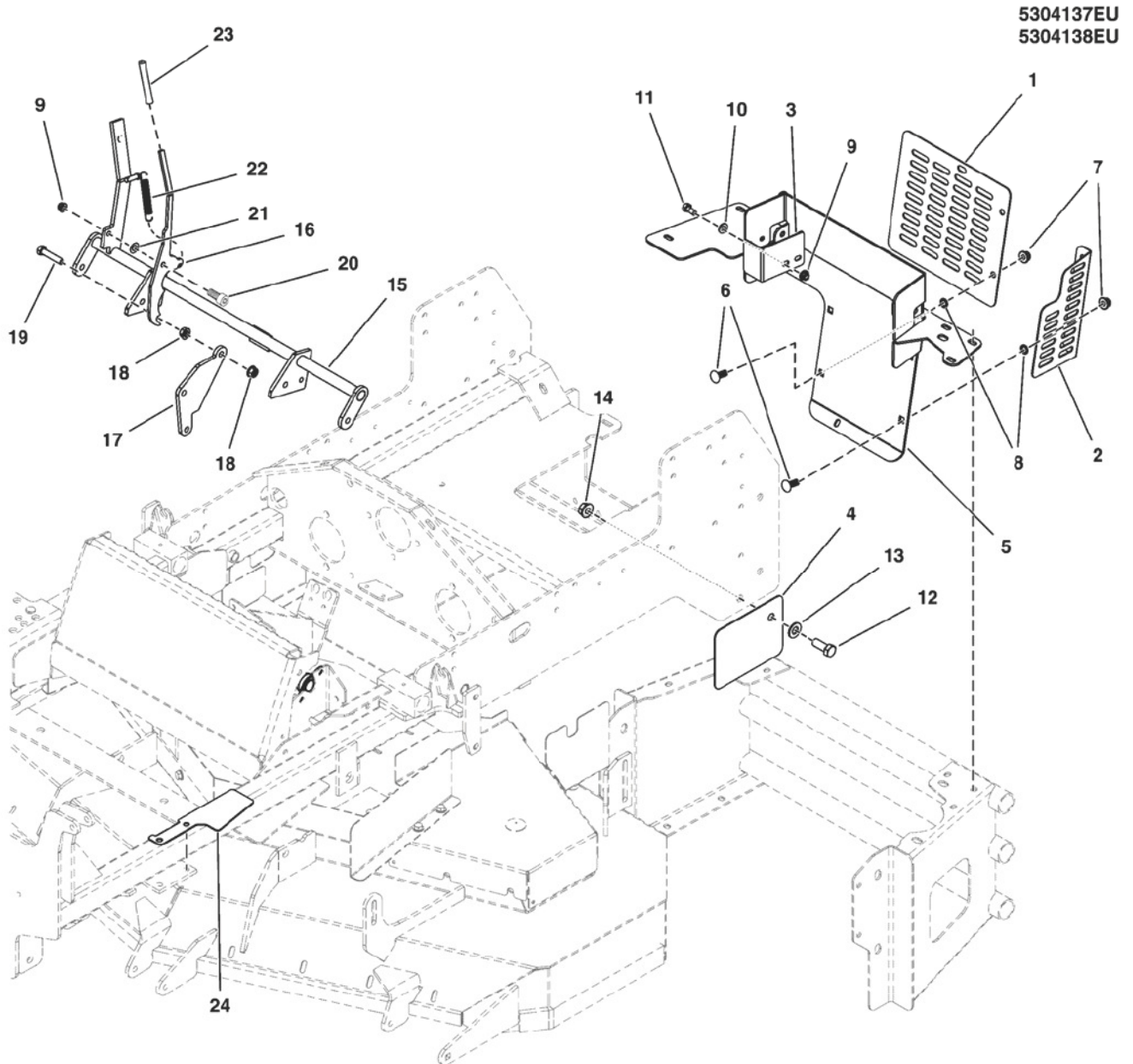
**Footnotes**

---

The above parts group applies to the following Mfg. Nos.:  
5901294

## CE Guarding - Engine Compartment & Parking Brake S/N: 2017018011 & Above

NOTE: Unless noted otherwise,  
use the standard hardware torque  
specification chart.



The above parts group applies to the following Mfg. Nos.:

5901297

5901294

**CE Guarding - Engine Compartment & Parking Brake S/N: 2017018011 & Above**

REF NO	PART NO.	QTY.	DESCRIPTION
1	5413454B	1	PLATE, PULLEY GUARD, REAR PTO - RED
2	5413455B	1	PLATE, PULLEY GUARD, REAR PTO - LH - RED
3	5413457B	1	PLATE, PULLEY GUARD, REAR PTO - RH - RED
4	5413456B	2	PLATE, BELT GUARD, REAR PTO - RED
5	5413744B	1	WELD, GUARD, PTO BELT EU - RED
6	80004566	5	BOLT,3/8-16X1.00,RD SH SQ NK,GR 5,ZC/CL
7	5025394	5	NUT, 3/8-16 HEX NYLOCK FLANGE
8	5025472	5	3/8 PUSHNUT BOLT RETAINER
9	5025392	3	NUT, 5/16-18 HEX NYLOCK FLANGE
10	5025155	2	WASHER, 5/16 SAE
11	5025011X6	2	BOLT, 5/16-18 X 3/4 GD5 CZ
12	5025017X10	2	BOLT, 1/2-13 X 1-1/4 GD5 CZ
13	5025158	2	WASHER, 1/2 SAE
14	5025396	2	NUT, 1/2-13 HEX NYLOCK FLANGE
15	5413736A	1	WELD, HANDLE, BRAKE, 2500, EU - BLK
16	5413737A	1	LEVER, BRAKE, 2500, EU - BLK
17	5413738B	1	PLATE,SUPPORT,PARKING BRK,IS2500 EU -RED
18	5025128	2	NUT, 3/8-16 HEX SERRATED FLANGE
19	5025013X14	1	BOLT, 3/8-16 X 1-3/4 GD5 CZ
20	1960086	1	SCREW, TRUSS HD TORX DR5/16-18X0.875 BLK
21	5023202	1	WASHER,WAVE,M10
22	5020639	1	SPRING-EXT, .500 OD X 3.50 LG X .058 WR
23	5023198	1	COVER, VINYL HANDLE
24	5413453A	1	PLATE, DECK SHIELD, FRAME - LH - RED

Not for  
Reproduction

**Footnotes**

The above parts group applies to the following Mfg. Nos.:

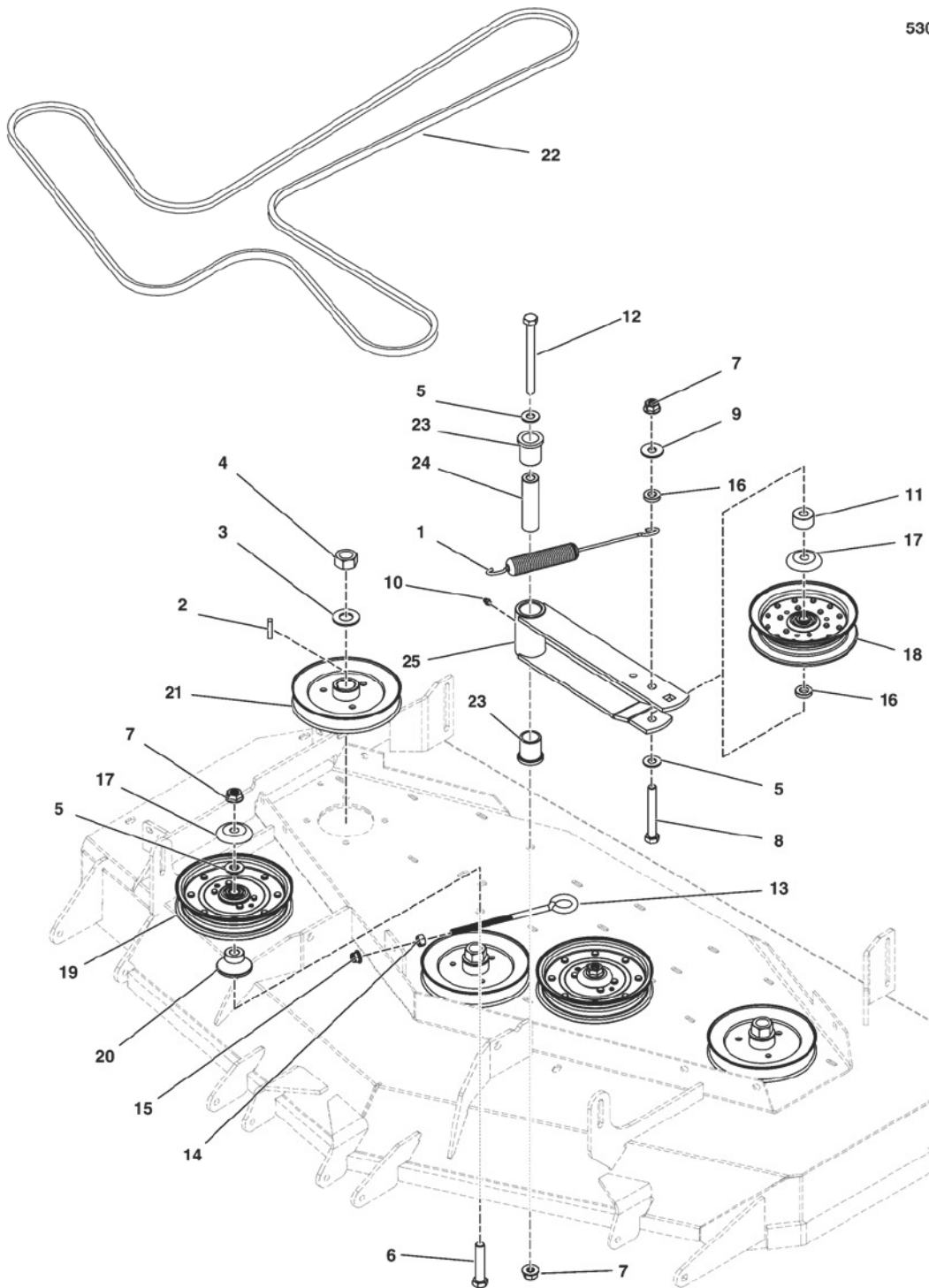
5901297

5901294

## 52" Mower Deck Group - Pulleys, Belt & Idler Arm S/N: 2016903713 & Below

NOTE: Unless noted otherwise,  
use the standard hardware torque  
specification chart.

5303481



The above parts group applies to the following Mfg. Nos.:

5901293  
5901331  
5901332  
5901294



### 52" Mower Deck Group - Pulleys, Belt & Idler Arm S/N: 2016903713 & Below

REF NO	PART NO.	QTY.	DESCRIPTION
1	5023340	1	SPRING-EXT, 1.04 ODX10.535LGX.148WR, BLK
2	5050407X10	3	KEY, 1/4 SQ X 1-1/4
3	5025406	3	WASHER, 3/4 BELLEVILLE
4	5025405	3	NUT, 3/4-16 HEX
5	5025158	5	WASHER, 1/2 SAE
6	5025017X20	2	BOLT, 1/2-13 X 2-1/2 GD5 YZ
7	5025396	5	NUT, 1/2-13 HEX NYLOCK FLANGE
8	5025017X28	1	BOLT, 1/2-13 X 3-1/2 GD5 YZ
9	5025150	3	WASHER, 1/2 USS
10	5020095	1	GREASE FITTING, 1/4-28 STRAIGHT
11	5047142	1	SPACER, .52 X 1.25 X .70, CZ
12	5025017X40	1	BOLT-1/2-13 X 5 GD5 YZ
13	5021811	1	EYE BOLT, 3/8-16 X 8, 3THRD, 1EYE, CZ
14	5025034	1	NUT, 3/8-16 HEX
15	5025394	1	NUT, 3/8-16 HEX NYLOCK FLANGE
16	5100520	1	SPACER, .52 X 1.00 X .22, CZ
17	5101103	3	SHIELD, PULLEY BEARING, CZ
18	5102678	1	PULLEY, DEEP V-IDLER, 6.25"OD X 1/2"ID
19	5103800	2	PULLEY, FLAT IDLER, 6-3/4"
20	5103430	2	IDLER MOUNT
21	5101351	3	PULLEY, 5.926 OVER BALL
22	5104063	1	BELT, 5V-SEC, 182"EL, LRG ARAMID, WRPD, RC
23	5021541	2	BUSHING, FLANGE
24	5045022	1	SPACER, .52 X 1.00 X 3.50
25	5410985A	1	WELD, IDLER ARM - BLK

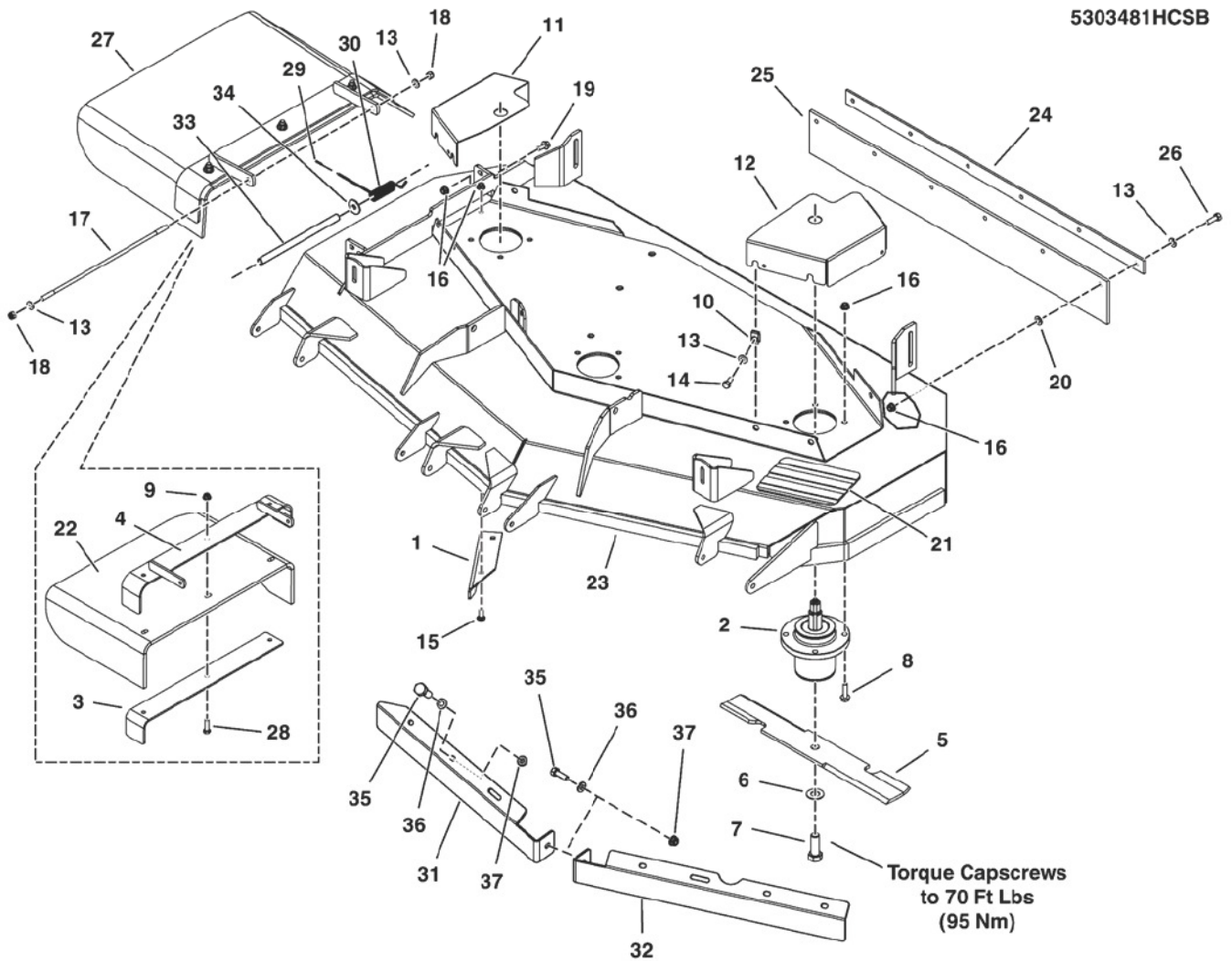
#### Footnotes

The above parts group applies to the following Mfg. Nos.:

5901293  
5901331  
5901332  
5901294

## 52" Side Discharge Mower Deck Group - Housing, Covers, Spindles & Blades

NOTE: Unless noted otherwise,  
use the standard hardware torque  
specification chart.



The above parts group applies to the following Mfg. Nos.:

5901293

5901331

## 52" Side Discharge Mower Deck Group - Housing, Covers, Spindles & Blades

REF NO	PART NO.	QTY.	DESCRIPTION
1	5405557A	1	PLATE, DEFLECTOR, 52" - BLK
2	5061095	3	ASSM, SPINDLE, LOW PROFILE (Nut and Washer Sold Separately)
3	5410404A	1	SUPPORT, DISCHARGE CHUTE, 52 - BLK
4	5410498A	1	WELD, FRAME, CHUTE, 52 - BLK
5	5101756S	1	BLADE, 18 X .25 X 2.5, 1 X 3.5 (SET OF THREE)
6	5025477	3	WASHER, 5/8 GRADE 8, YZ
7	5025320X14	3	BOLT, 5/8-11 X 1-3/4 GD8
8	5023156	12	BOLT, 5/16-18 X 1 1/4 FLANGE
9	5025394	3	NUT, 3/8-16 HEX NYLOCK FLANGE
10	5022308	6	BODY CLIP, 5/16-18-7GA MATERIAL
11	5405604B	1	GUARD, 52 DECK, IS2000, RH - RED
12	5401605B	1	GUARD, 52" DECK, IS2000 - LH - RED
13	5025155	14	WASHER, 5/16 SAE
14	5025011X6	6	BOLT, 5/16-18 X 3/4 GD5
15	5025145X6	2	BOLT, 5/16-18 X 3/4, CARRIAGE
16	5025392	21	NUT, 5/16-18 HEX NYLOCK FLANGE
17	5061300	1	ROD MOUNT, CHUTE 61"
18	5025045	2	NUT, 5/16-24 HEX NYLON LOCK
19	80003531	1	SCREW, 5/16-18X0.750, GR5, WHIZ-LOCK, ZC
20	5025498	2	5/16 PUSH-ON NUT RETAINER, STL, CZ
21	5101004	1	SAFETY WALK, 4.00 X 7.50
22	5410575	1	CHUTE,DISCHARGE,RUBBER 29.00-4 HOLE,BENT
23	5600854	1	DECK SHELL W/DECALS, 2500-52SDCE (5413223B)(S/N: 2016903714 & Above)
23	5600719	1	DECK SHELL W/DECALS, 52-SD - RED (5411580B)(S/N: 2016903713 & Below)
24	5405238A	1	PLATE, SUPPORT - BLK
25	5102015	1	FLAP, STRIPER, 52 DECK
26	5025011X8	6	BOLT, 5/16-18 X 1 GD5 YZ
27	5600658	1	KIT, DISCHARGE CHUTE, 52
28	5025013X12	3	BOLT, 3/8-16 X 1-1/2 GD5 CZ
29	5023489	3	CAP, PROTECTOR, .120 ID (CE Models Only)
30	5023385	1	SPRING, TORSION (CE Models Only)
31	5406204B	1	BAFFLE, FRONT DISCHARGE, LH - RED (CE Models Only)
32	5406205B	1	BAFFLE, FRONT DISCHARGE, RH - RED (CE Models Only)
33	5050086X10P75	1	TUBE, 1/2 X 3/8 X 10.75 BLACK POLY (CE Models Only)
34	5025164	1	WASHER, 5/16 FENDER (CE Models Only)
35	5025011X8	9	BOLT, 5/16-18 X 1 GD5 YZ (CE Models Only)
36	5025155	9	WASHER, 5/16 SAE (CE Models Only)
37	5025392	9	NUT, 5/16-18 HEX NYLOCK FLANGE (CE Models Only)

### Footnotes

The above parts group applies to the following Mfg. Nos.:

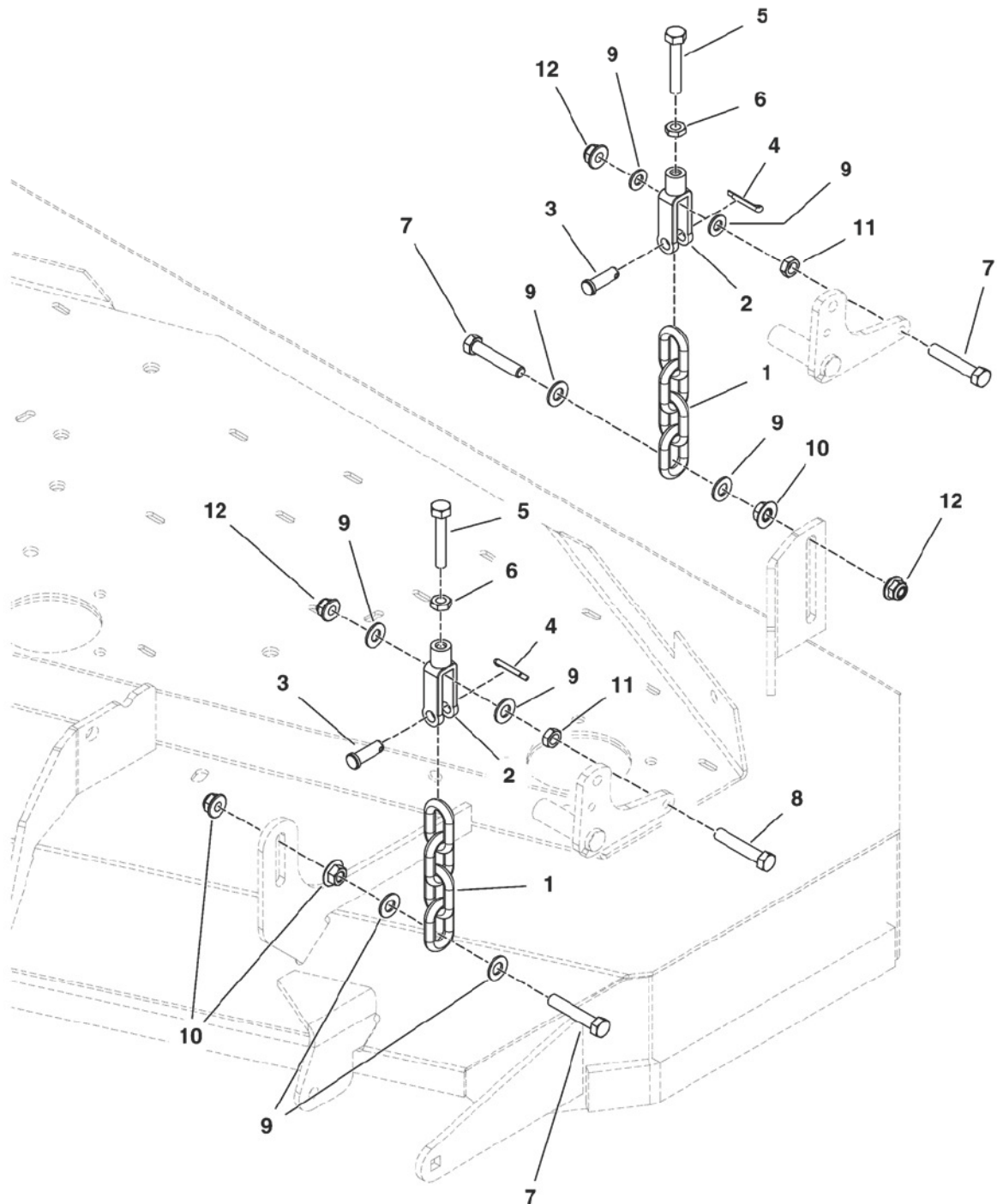
5901293

5901331

## 52" Mower Deck Group - Hanger Chains

NOTE: Unless noted otherwise,  
use the standard hardware torque  
specification chart.

5303482



The above parts group applies to the following Mfg. Nos.:

5901293  
5901331  
5901332  
5901294

### 52" Mower Deck Group - Hanger Chains

REF NO	PART NO.	QTY.	DESCRIPTION
1	5050878X4	4	CHAIN, 5/16" GD30, 4 LINKS
2	5100375	4	CLEVIS, 5/16-18, 3/8 PIN HOLE, CLR ZINC
3	5025214X9	4	PIN, CLEVIS, 3/8 X 1-1/8, PLATED
4	5025203X6	4	PIN, COTTER, 1/8 X 3/4
5	5025055X16	4	BOLT, 5/16-18 X 2 GD5 TFL
6	5025388	4	NUT, 5/16-18 HEX JAM
7	5025013X14	6	BOLT, 3/8-16 X 1-3/4 GD5
8	5025013X16	2	BOLT, 3/8-16 X 2 GD5 YZ
9	5025156	16	WASHER, 3/8 SAE
10	5025128	6	NUT, 3/8-16 HEX SERRATED FLANGE
11	5025084	4	NUT, 3/8-16 HEX JAM
12	5025394	6	NUT, 3/8-16 HEX NYLOCK FLANGE

Not for  
Reproduction

#### Footnotes

---

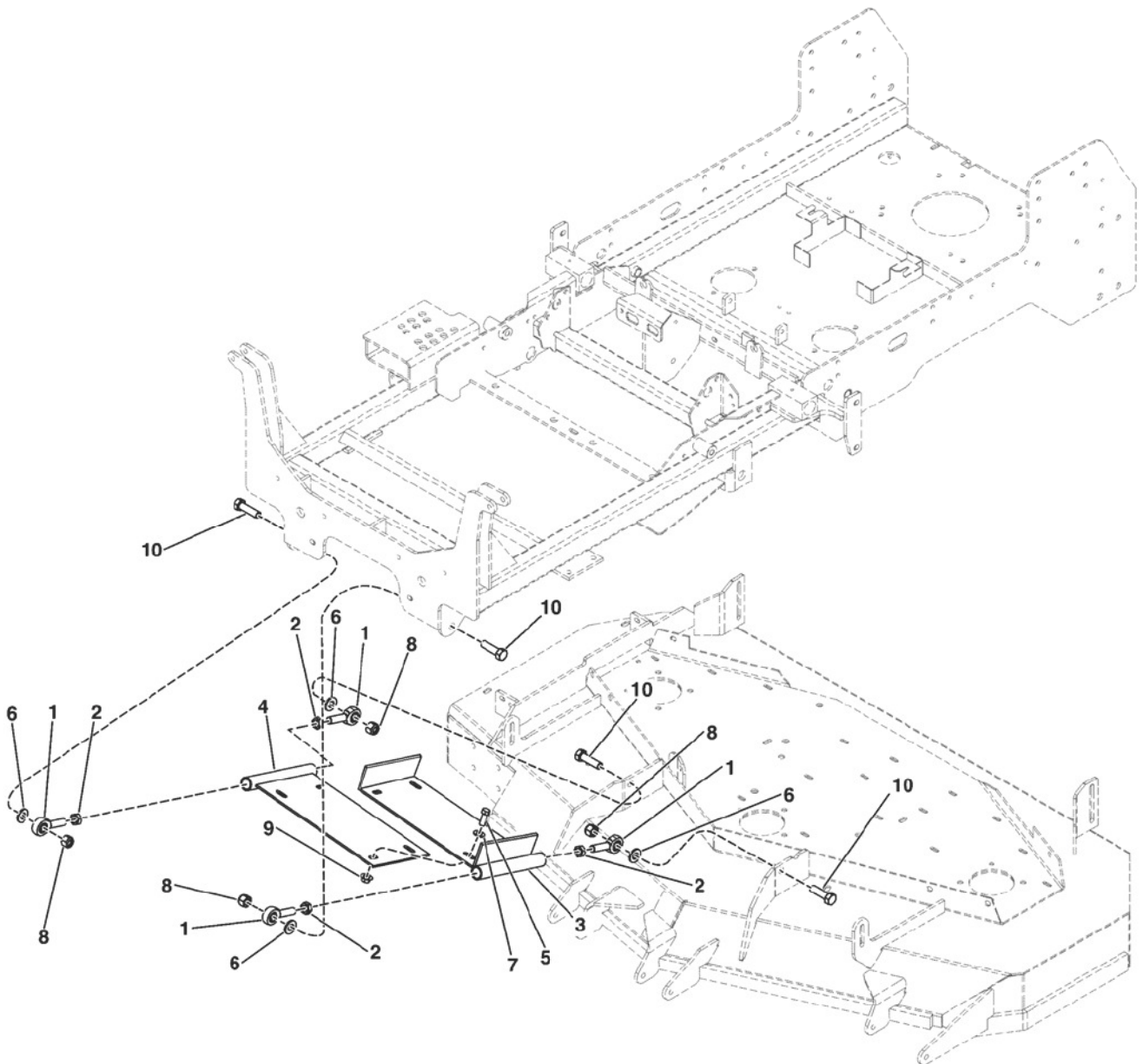
The above parts group applies to the following Mfg. Nos.:

5901293  
5901331  
5901332  
5901294

## 52" Mower Deck Group - Puller Bars

NOTE: Unless noted otherwise,  
use the standard hardware torque  
specification chart.

5303483P



The above parts group applies to the following Mfg. Nos.:

5901293  
5901331  
5901332  
5901294



### 52" Mower Deck Group - Puller Bars

REF NO	PART NO.	QTY.	DESCRIPTION
1	5022434	4	BALL JOINT, 1/2-20, MALE
2	5025089	4	NUT, 1/2-20 HEX JAM
3	5411758A	1	WELD, DECK STABILIZER, LH, IS2500 - BLK
4	5411760A	1	WELD, DECK STABILIZER, RH, IS2500 - BLK
5	5025013X8	4	BOLT, 3/8-16, GD5
6	5025440	4	WASHER, 1/2" GD9 YZ
7	5025156	4	WASHER 3/8" SAE
8	5025098	4	NUT, 1/2-20 HEX NYLON LOCK
9	5025128	4	NUT, 3/8-16 HEX LG. SERR FLG
10	5025018X14	4	BOLT, 1/2-20 X 1-3/4" GD8 YZ

Not for  
Reproduction

#### Footnotes

---

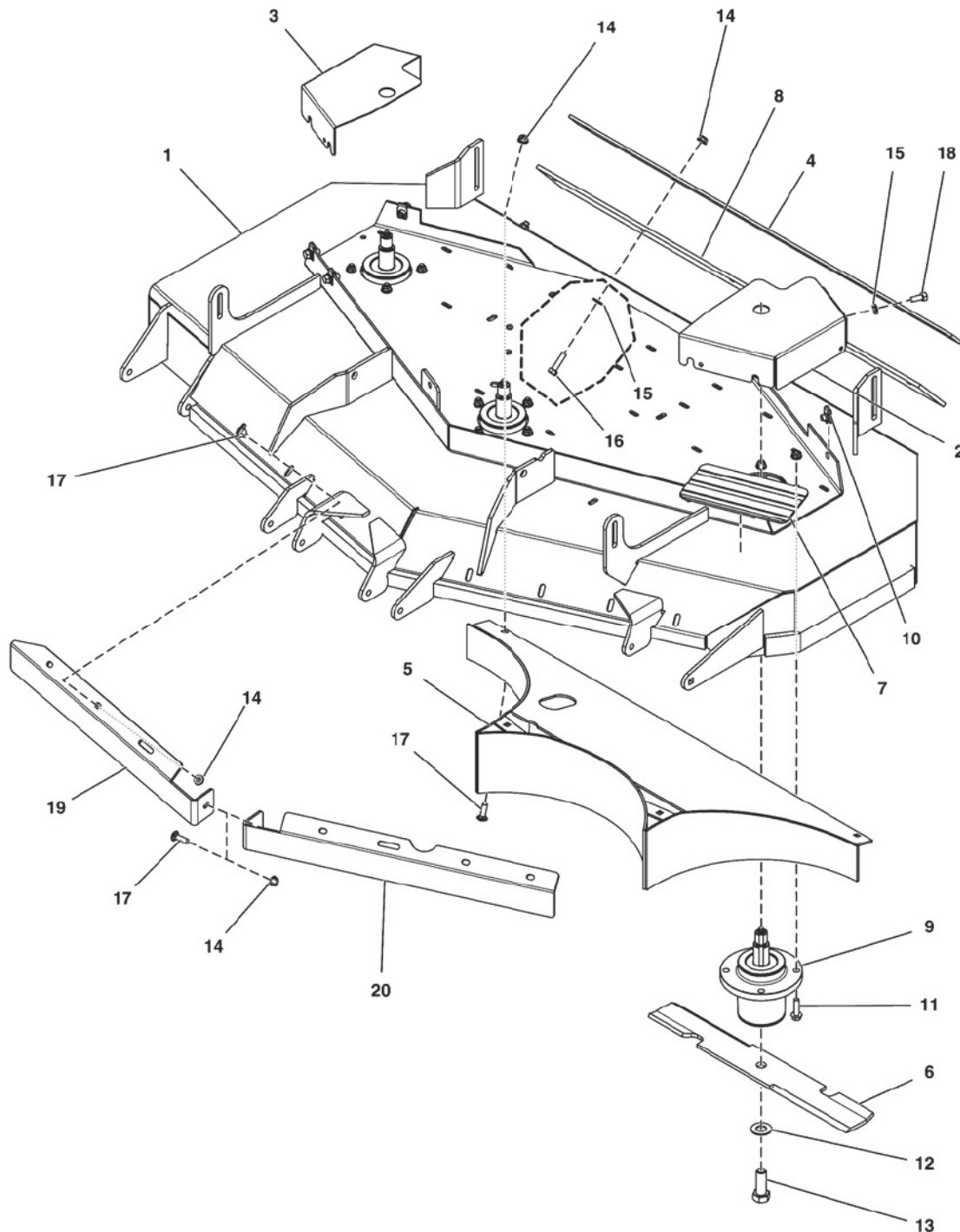
The above parts group applies to the following Mfg. Nos.:

5901293  
5901331  
5901332  
5901294

## 52" Rear Discharge Mower Deck Group - Housing, Covers, Spindles & Blades

NOTE: Unless noted otherwise,  
use the standard hardware torque  
specification chart.

5303487



The above parts group applies to the following Mfg. Nos.:

5901332  
5901294

## 52" Rear Discharge Mower Deck Group - Housing, Covers, Spindles & Blades

REF NO	PART NO.	QTY.	DESCRIPTION
1	5600855	1	DECK SHELL W/DECALS, 2500-52RDCE (CE & ANSI-EXP Models Only)(5413225B)(S/N: 2016903714 & Above)
1	5600705	1	DECK SHELL W/ DECALS, 52RDCE, IS2500Z (CE Models Only)(5411815B)(S/N: 2016903713 & Below)
1	5600771	1	DECK SHELL W/ DECALS, 52RDANSI EXP, IS2500Z (ANSI-EXP Models Only)(5412383B)(S/N: 2016903713 & Below)
2	5401605B	1	GUARD, 52" DECK, IS2000 - LH - RED
3	5401606B	1	GUARD, 52" DECK, IS2000 - RH - RED
4	5402475A	1	PLATE, FLAP RETAINER, 2000 RD - BLK
5	5404729A	1	WELD, REAR BAFFLE, 52 RD - BLK
6	5101756S	1	BLADE, 18 X .25 X 2.5, 1 X 3.5 (SET OF 3)
7	5101004	1	SAFETY WALK, 4.00 X 7.50
8	5402474	1	FLAP, 2000 REAR DISCHARGE
9	5061095	3	ASSM, SPINDLE, LOW PROFILE
10	5022308	6	BODY CLIP, 5/16-18-7GA MATERIAL
11	5023156	12	BOLT, 5/16-18 X 1 1/4 FLANGE
12	5025477	3	WASHER, 5/8 GRADE 8, YZ
13	5025320X14	3	BOLT, 5/8-11 X 1-3/4 GD8
14	5025392	17	NUT, 5/16-18 HEX NYLOCK FLANGE (Qty: 27 - CE Models Only)
15	5025155	11	WASHER, 5/16 SAE
16	5025011X10	6	BOLT, 5/16-18 X 1-1/4 GD5 YZ
17	5025145X8	10	CARRIAGE BOLT 5/16-18 X 3/4 (CE Models Only)
18	5025011X6	14	BOLT, 5/16-18 X 3/4 GD5
19	5406204B	1	BAFFLE, FRONT DISCHARGE, LH, S150XCE - RED (CE Models Only)
20	5406205B	1	BAFFLE, FRONT DISCHARGE, RH, S150X - RED (CE Models Only)

### Footnotes

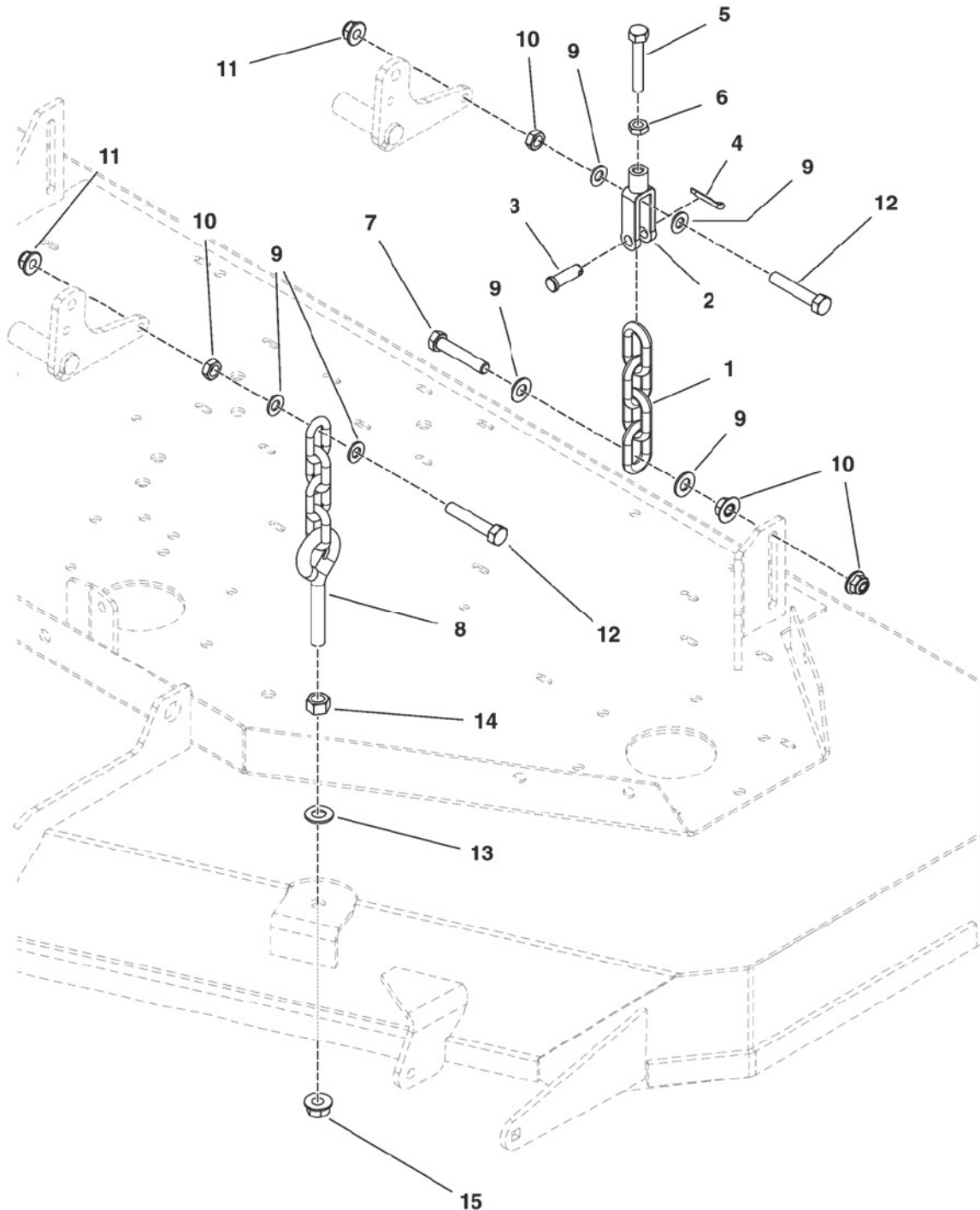
The above parts group applies to the following Mfg. Nos.:

5901332  
5901294

## 61" Mower Deck Group - Hanger Chains

NOTE: Unless noted otherwise,  
use the standard hardware torque  
specification chart.

5303493



The above parts group applies to the following Mfg. Nos.:

5901298  
5901296  
5901297  
5901295

## 61" Mower Deck Group - Hanger Chains

REF NO	PART NO.	QTY.	DESCRIPTION
1	5050878X4	2	CHAIN, 5/16" GD30, 4 LINKS
2	5100375	4	CLEVIS, 5/16-18, 3/8 PIN HOLE, CLR ZINC
3	5025214X9	4	PIN, CLEVIS, 3/8 X 1-1/8, PLATED
4	5025203X6	4	PIN, COTTER, 1/8 X 3/4
5	5025055X16	2	BOLT, 5/16-18 X 2 GD5 TFL
6	5025338	4	NUT, 5/16-18 HEX JAM
7	5025013X14	2	BOLT, 3/8-16 X 1-3/4 GD5
8	5104303	2	HANGER, FRONT DECK - 4 LINK, 5.5" EB
9	5025156	12	WASHER, 3/8 SAE
10	5025128	8	NUT, 3/8-16 HEX SERRATED FLANGE
11	5025100	4	NUT, 3/8-16 HEX SIDE LOCK
12	5025013X16	2	BOLT, 3/8-16 X 2 GD5 YZ
13	5025158	2	WASHER, 1/2 SAE
14	5025038	2	NUT, 1/2-13 HEX, YZ
15	5025396	2	NUT, 1/2-13 HEX NYLOCK FLANGE

Not for  
Reproduction

### Footnotes

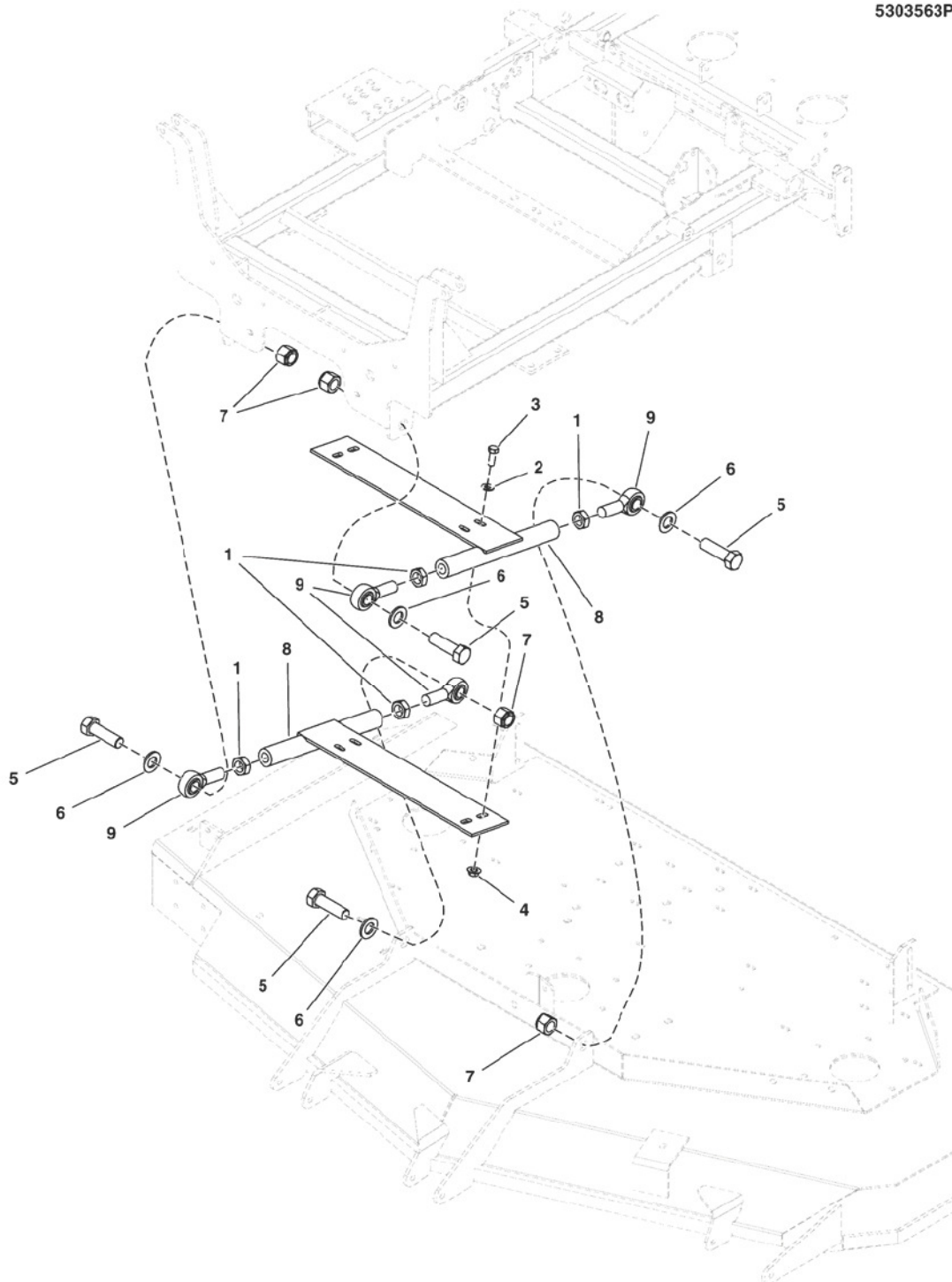
The above parts group applies to the following Mfg. Nos.:

5901298  
5901296  
5901297  
5901295

## 61" Mower Deck Group - Puller Bars

NOTE: Unless noted otherwise,  
use the standard hardware torque  
specification chart.

5303563P



The above parts group applies to the following Mfg. Nos.:

5901298  
5901296  
5901297  
5901295



### 61" Mower Deck Group - Puller Bars

REF NO	PART NO.	QTY.	DESCRIPTION
1	5025093	4	NUT, 3/4-16 HEX JAM
2	5025156	4	WASHER, 3/8 SAE
3	5025013X8	4	BOLT, 3/8-16 X 1 GD5 YZ
4	5025128	4	NUT, 3/8-16 HEX SERRATED FLANGE
5	5025265X20	4	BOLT, 3/4-16 X 2-1/2 YZ GD8
6	5025160	4	WASHER, 3/4 SAE
7	5025284	4	NUT, 3/4-16 HEX NYLON LOCK
8	5406832A	2	WELD, DECK STABILIZER, IS2500Z-246 - BLK
9	5022039	4	BALL JOINT, 3/4-16, MALE

Not for  
Reproduction

#### Footnotes

---

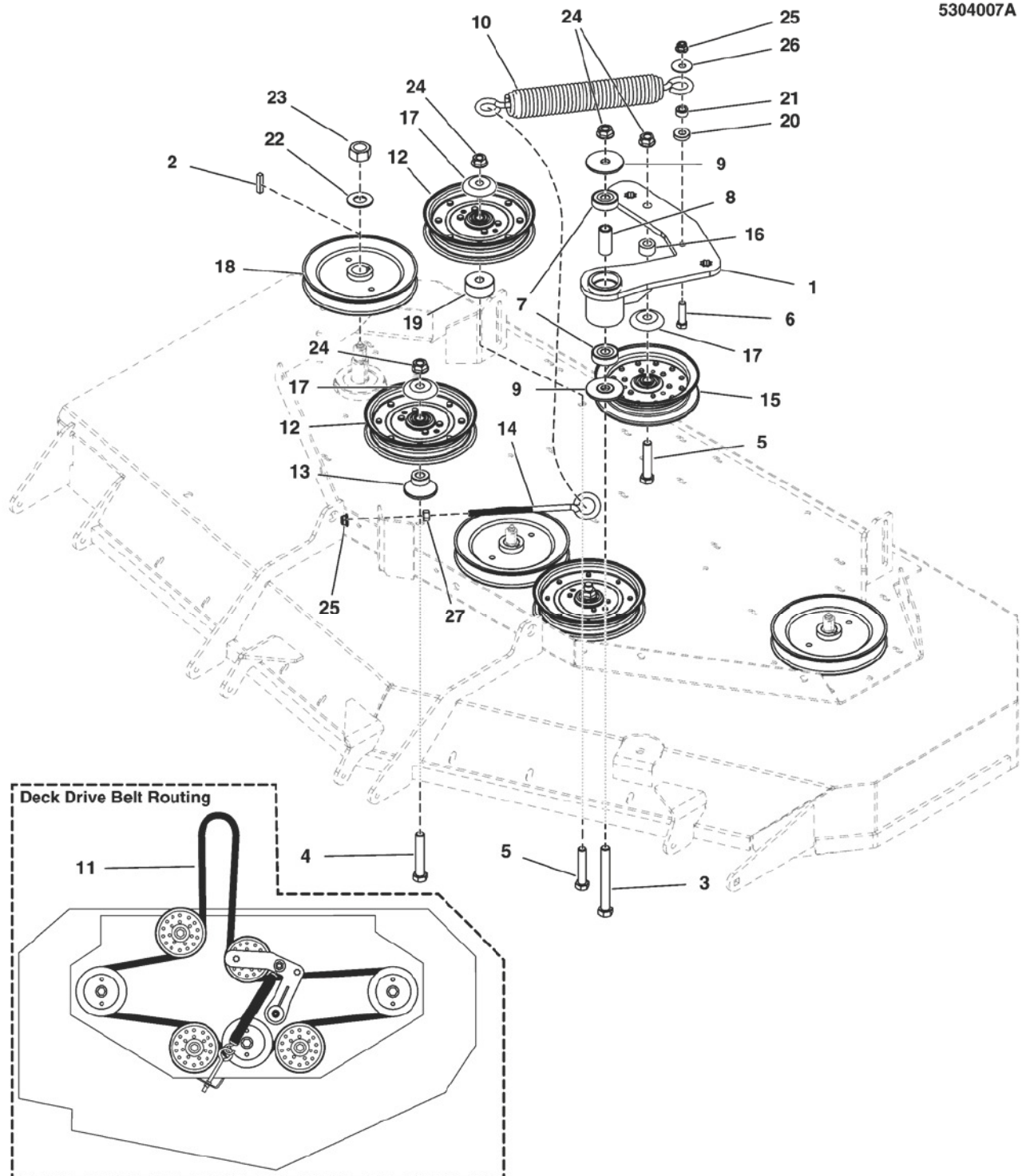
The above parts group applies to the following Mfg. Nos.:

5901298  
5901296  
5901297  
5901295

## 61" Mower Deck Group - Pulleys, Belt & Idler Arm S/N: 2016903714 & Above

NOTE: Unless noted otherwise,  
use the standard hardware torque  
specification chart.

5304007A



The above parts group applies to the following Mfg. Nos.:

5901298  
5901296  
5901297  
5901295

### 61" Mower Deck Group - Pulleys, Belt & Idler Arm S/N: 2016903714 & Above

REF NO	PART NO.	QTY.	DESCRIPTION
1	5412648A	1	WELD, IDLER ARM - BLK
2	5050407X10	3	KEY, 1/4 SQ X 1-1/4
3	5025017X36	1	BOLT, 1/2-13 X 4-1/2 GD5 CZ
4	5025017X24	2	BOLT, 1/2-13 X 3 GD5 CZ
5	5025017X20	1	BOLT, 1/2-13 X 2-1/2 GD5 CZ
6	5025013X12	1	BOLT, 3/8-16 X 1-1/2 GD5 CZ
7	5104383	2	BEARING, 6203-1/2", SEALED
8	5104381	2	SPACER, .510 X .750 X 1.749, CZ
9	5104379	2	SPACER, IDLER ARM, 1/2 X 2.25
10	5104166	1	SPRING, EXT, 1.5ODX12.25X.234WIRE BLK
11	5104063	1	BELT, 5V, 182.00"EL, LRG ARAMID, WRP, RC
12	5103800	3	PULLEY, FLAT IDLER, 6-3/4"
13	5103430	2	IDLER MOUNT
14	5021812	1	EYE BOLT, 3/8-16 X 6, 3THRD, 1EYE, CZ
15	5102678	1	PULLEY, DEEP V-IDLER, 6.25"OD X 1/2"ID
16	5101162	1	SPACER, .52 X 1.00 X .56, PM, CZ
17	5101103	4	SHIELD, PULLEY BEARING, CZ
18	5100700	3	PULLEY, 6.93 EOD X 25MM, SPLIT
19	5046916	1	SPACER, .51 X 1.75 X .75
20	5044960	1	SPACER, .39 X 1.00 X .25, PM, CZ
21	5044933	1	SPACER, .39 X .75 X .38, PM, CZ
22	5025406	3	WASHER, 3/4 BELLEVILLE
23	5025405	3	NUT, 3/4-16 HEX
24	5025396	5	NUT, 1/2-13 HEX NYLOCK FLANGE
25	5025394	2	NUT, 3/8-16 HEX NYLOCK FLANGE
26	5025165	1	WASHER-3/8 FENDER
27	5025034	1	NUT, 3/8-16 HEX

#### Footnotes

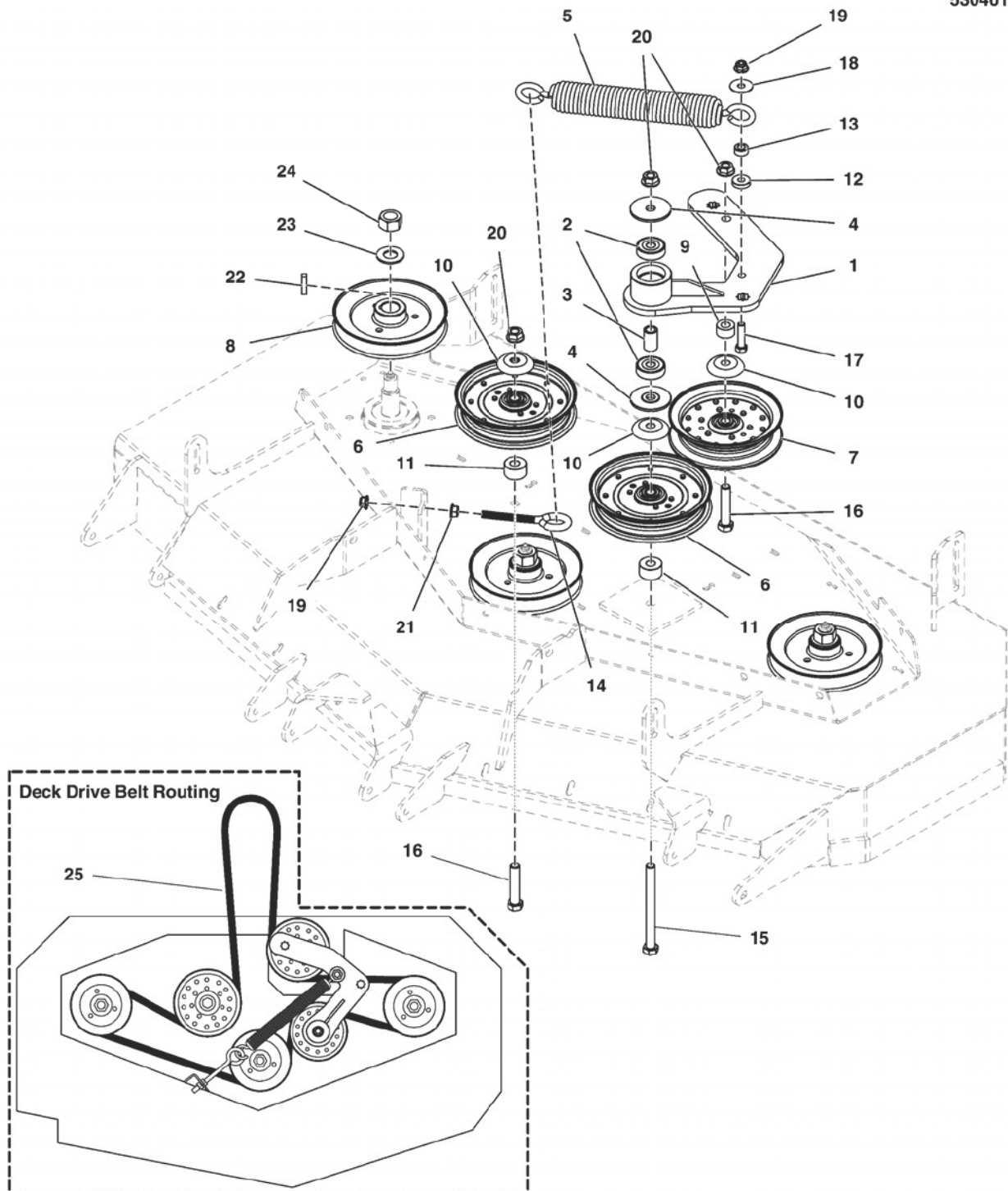
The above parts group applies to the following Mfg. Nos.:

5901298  
5901296  
5901297  
5901295

## 52" Mower Deck Group - Pulleys, Belt & Idler Arm S/N: 2016903714 & Above

NOTE: Unless noted otherwise,  
use the standard hardware torque  
specification chart.

5304010A



The above parts group applies to the following Mfg. Nos.:

5901293  
5901331  
5901332  
5901294

### 52" Mower Deck Group - Pulleys, Belt & Idler Arm S/N: 2016903714 & Above

REF NO	PART NO.	QTY.	DESCRIPTION
1	5413019A	1	WELD, IDLER ARM,CUTTER DECKS - BLK
2	5104383	2	BEARING, 6203-1/2", SEALED
3	5104456	1	SPACER, .51 X .75 X 1.22, PM CZ
4	5104379	2	SPACER, IDLER ARM, 1/2 X 2.25
5	5104166	1	SPRING, EXT, 1.5ODX12.25X.234WIRE BLK
6	5103800	2	PULLEY, FLAT IDLER, 6-3/4"
7	5102678	1	PULLEY, DEEP V-IDLER, 6.25"OD X 1/2"ID
8	5101351	3	PULLEY, 5.926 OVER BALL
9	5101162	1	SPACER, .52 X 1.00 X .56, PM, CZ
10	5101103	3	SHIELD, PULLEY BEARING, CZ
11	5047142	2	SPACER, .52 X 1.25 X .70, PM, CZ
12	5044960	1	SPACER, .39 X 1.00 X .25, PM, CZ
13	5044933	1	SPACER, .39 X .75 X .38, PM, CZ
14	5023497	1	EYE BOLT, 3/8-16 X 5, 2.88THRD, 1EYE, CZ
15	5025017X44	1	BOLT, 1/2-13 X 5-1/2 GD5 CZ
16	5025017X20	2	BOLT, 1/2-13 X 2-1/2 GD5 CZ
17	5025013X12	1	BOLT, 3/8-16 X 1-1/2 GD5 CZ
18	5025165	1	WASHER-3/8 FENDER
19	5025394	2	NUT, 3/8-16 HEX NYLOCK FLANGE
20	5025396	3	NUT, 1/2-13 HEX NYLOCK FLANGE
21	5025128	1	NUT, 3/8-16 HEX SERRATED FLANGE
22	5050407X10	3	KEY, 1/4 SQ X 1-1/4
23	5025406	3	WASHER, 3/4 BELLEVILLE
24	5025405	3	NUT, 3/4-16 HEX
25	5104063	1	BELT, 5V, 182.00"EL, LRG ARAMID, WRP, RC

#### Footnotes

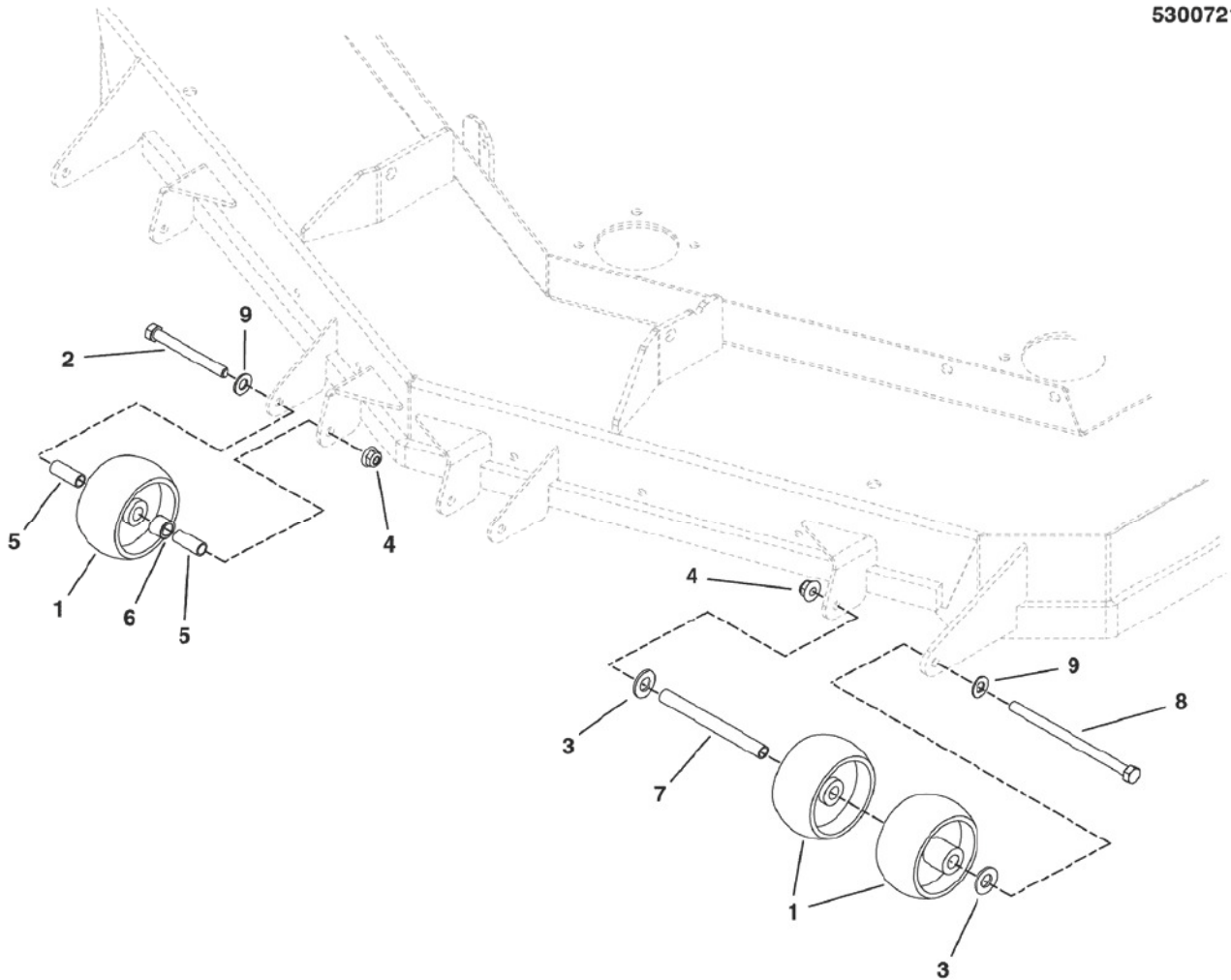
The above parts group applies to the following Mfg. Nos.:

5901293  
5901331  
5901332  
5901294

## 52" Mower Deck Group - Rollers

NOTE: Unless noted otherwise,  
use the standard hardware torque  
specification chart.

5300721



The above parts group applies to the following Mfg. Nos.:

5901293  
5901331  
5901332  
5901294



### 52" Mower Deck Group - Rollers

REF NO	PART NO.	QTY.	DESCRIPTION
1	1714760	6	WHEEL- 2.00 WIDE 3.88 DIA 0.531ID POLY
2	5025013X32	2	BOLT, 3/8-16 X 4 GD5
3	5025158	4	WASHER, 1/2 SAE
4	5025394	4	NUT, 3/8-16 HEX NYLOCK FLANGE
5	5041931	4	SPACER, .38 X .50 X 1.25
6	5047027	2	SPACER, .51 X .75 X .56
7	5046586	2	SPACER, .38 X .50 X 5.06
8	5025013X48	2	BOLT, 3/8-16 X 6 GD5 YZ
9	5025156	4	WASHER, 3/8 SAE

Not for  
Reproduction

#### Footnotes

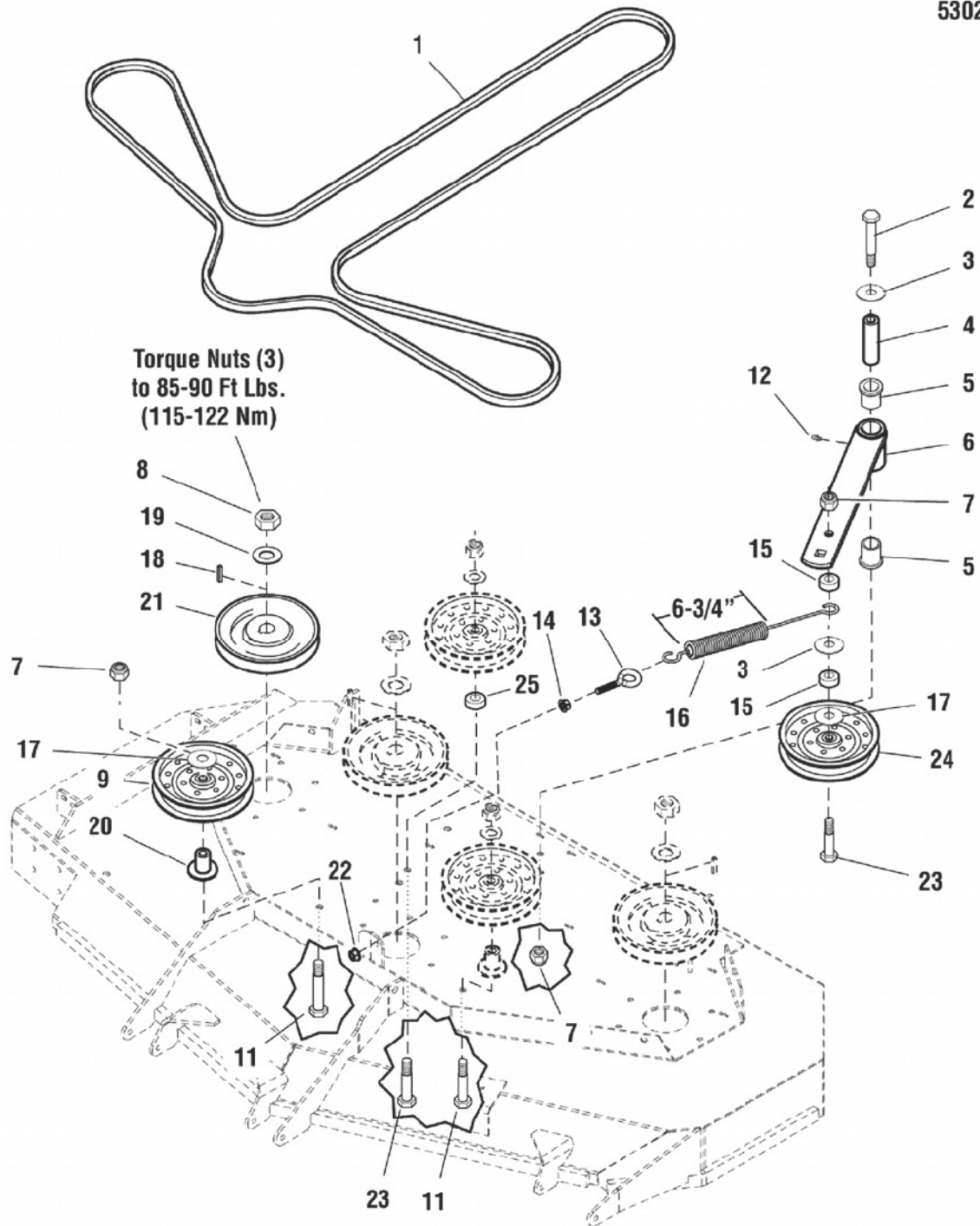
The above parts group applies to the following Mfg. Nos.:

5901293  
5901331  
5901332  
5901294

## 61" Mower Deck Group - Pulleys, Belt & Idler Arm S/N: 2016903713 & Below

NOTE: Unless noted otherwise,  
use the standard hardware torque  
specification chart.

5302096



The above parts group applies to the following Mfg. Nos.:

5901298  
5901296  
5901297  
5901295

### 61" Mower Deck Group - Pulleys, Belt & Idler Arm S/N: 2016903713 & Below

REF NO	PART NO.	QTY.	DESCRIPTION
1	5104063	1	BELT, 5V-SEC, 182.00" EL, LRG ARAMID, WRPD, RC
2	5025017X36	1	BOLT, 1/2-13 X 4-1/2 GD5 YZ
3	5025150	2	WASHER, 1/2 USS
4	5045022	1	SPACER, .52 X 1.00 X 3.5
5	5021541	2	BUSHING, FLANGE
6	5407039A	1	WELD, IDLER ARM - BLK
7	5025396	4	NUT, 1/2-13 HEX NYLOCK FLANGE
8	5025405	3	NUT, 3/4-16 HEX
9	5103800	3	*PULLEY, FLAT IDLER, 6-3/4" *If not present, order 5025158 - washer and 5101103 - shield.
10	5025440	3	WASHER, 1/2 GD9 YZ
11	5025017X24	2	BOLT, 1/2-13 X 3 GD5 YZ
12	5020095	1	GREASE FITTING, 1/4-28 STRAIGHT
13	5021812	1	EYE BOLT, 3/8-16 X 6, 3.0 THREAD
14	5025084	1	NUT, 3/8-16 HEX JAM
15	5045023	2	SPACER, .52 X 1.00 X .44, CZ
16	5023340	1	SPRING-EXTENSION, SWIVEL END
17	5101103	4	SHIELD, PULLEY BEARING
18	5050407X10	3	KEY, 1/4 SQ X 1-1/4
19	5025406	3	WASHER, 3/4 BELLEVILLE
20	5103430	2	WELD, MOUNT, IDLER
21	5100700	3	PULLEY, 6.93 EOD X 25MM, SPLIT
22	5025394	1	NUT, 3/8-16 HEX NYLOCK FLANGE
23	5025017X22	2	BOLT, 1/2-13 X 2-3/4 GD5 YZ
24	5102678	1	PULLEY, DEEP V-IDLER, 6.25"OD X 1/2"ID
25	5046916	1	SPACER, .51 X 1.75 X .75

#### Footnotes

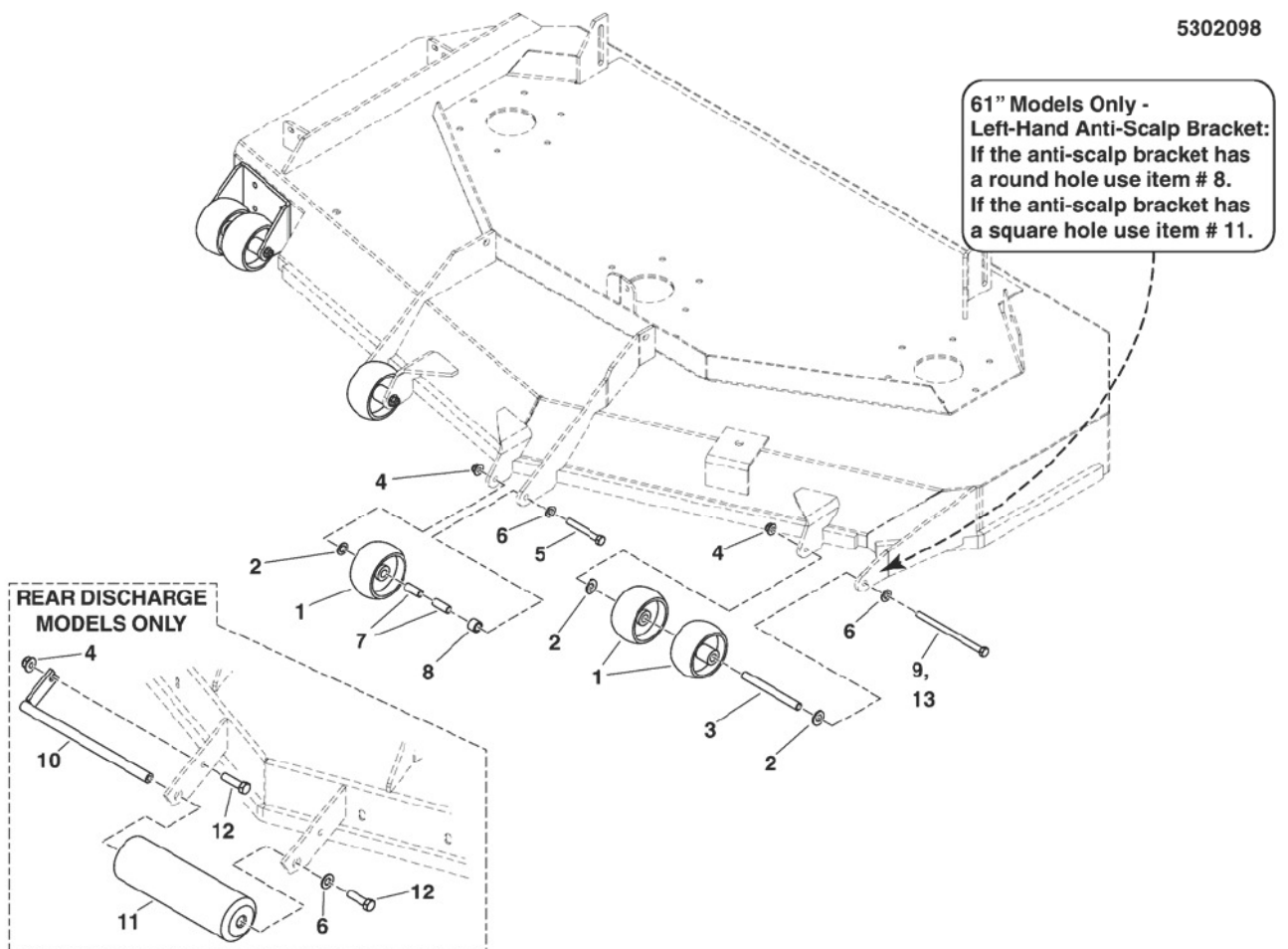
The above parts group applies to the following Mfg. Nos.:

5901298  
5901296  
5901297  
5901295

## 61" Mower Deck Group - Rollers Group

NOTE: Unless noted otherwise,  
use the standard hardware torque  
specification chart.

5302098



The above parts group applies to the following Mfg. Nos.:

5901298  
5901296  
5901297  
5901295

### 61" Mower Deck Group - Rollers Group

REF NO	PART NO.	QTY.	DESCRIPTION
1	1714760	6	GAUGE WHEEL
2	5025440	6	WASHER, 1/2" GD9 YZ
3	5046586	2	SPACER, .38 X .50 X 5.06
4	5025100	4	NUT, 3/8-16 HEX SIDE LOCK
5	5025013X28	2	BOLT, 3/8-16 X 3-1/2" GD5
6	5025156	4	WASHER 3/8" SAE
7	5041931	4	SPACER, .38 X .50 X 1.25
8	5047027	2	SPACER, .51 X .75 X .56
9	5025013X48	2	BOLT, 3/8-16 X 6" GR5 YZ
10	5041655A	1	WELD, BRACKET, ROLLER PIN - BLK (REAR DISCHARGE MODELS ONLY)
11	5020785	1	ROLLER, DECK (REAR DISCHARGE MODELS ONLY)
12	5025013X8	2	BOLT, 3/8-16 X 1 GD5 YZ (REAR DISCHARGE MODELS ONLY)
13	5025145X48	1	BOLT, CARRIAGE, 3/8-16X6, GD5, CZ

Not for  
Reproduction

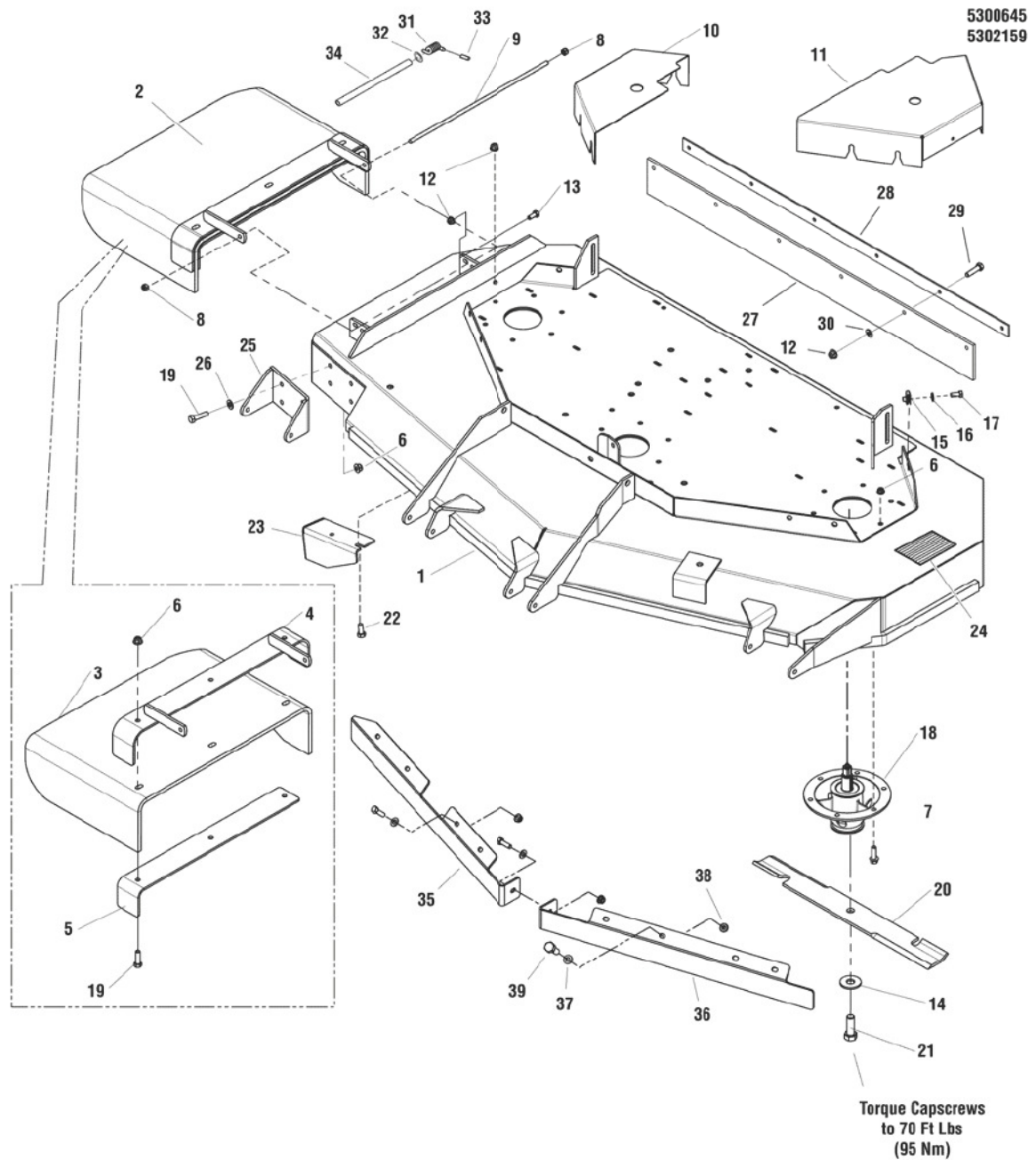
#### Footnotes

The above parts group applies to the following Mfg. Nos.:

5901298  
5901296  
5901297  
5901295

## 61" Mower Deck Group - Housing, Covers, Spindles & Blades (Side Discharge)

NOTE: Unless noted otherwise, use the standard hardware torque specification chart.



The above parts group applies to the following Mfg. Nos.:

5901298  
5901296  
5901295



## 61" Mower Deck Group - Housing, Covers, Spindles & Blades (Side Discharge)

REF NO	PART NO.	QTY.	DESCRIPTION
1	5600856	1	DECK SHELL W/DECALS, 2500-61DOM (Domestic Models)(5413217B)(S/N: 2016903714 & Above)
1	5600857	1	DECK SHELL W/DECALS, 2500-61SDCE (CE & Ansi-Exp Models)(5413221B)(S/N: 2016903714 & Above)
1	5600425	1	DECK SHELL W/DECALS, 61" SIDE DISCHARGE (Domestic Models)(5407055B)(S/N: 2016903713 & Below)
1	5600419	1	DECK SHELL W/ DECALS, IS2500 61 CE (CE Models)(5406860B)(S/N: 2016903713 & Below)
1	5600688	1	DECK SHELL W/DECALS, 61, SD, ANSI-EXP (Ansi-Exp Models)(5407055B)(S/N: 2016903713 & Below)
2	--	1	PURCHASE INDIVIDUAL REPLACEMENT PARTS
3	5404834	1	CHUTE, DISCHARGE, BEND RUBBER (SV)
4	5404716A	1	WELD, FRAME, CHUTE, 61 - BLK
5	5408018A	1	SUPPORT, DISCHARGE CHUTE, 61/72 - BLK
6	5025394	21	NUT, 3/8-16 HEX NYLOCK FLANGE (Qty: 25 - S/N: 2016399222 & Below)
7	5025013X8	18	BOLT, 3/8-16 X 1" GD5
8	5025045	2	NUT, 5/16-24 HEX NYLON LOCK
9	5061300	1	ROD MOUNT, CHUTE 61"
10	5400791B	1	GUARD, 61", RH - RED
11	5405484B	1	GUARD, 61" - LH - RED
12	5025392	9	NUT, 5/16-18 HEX NYLOCK FLANGE
13	80003531	1	SCREW, 5/16-18X0.750, GR5, WHIZ-LOCK, ZC
14	5025477	3	WASHER, 5/8" GRADE 8, YZ
15	5022308	6	BODY CLIP, 5/16-18 X 1/2" DEEP
16	5025292	6	WASHER, 5/16" GD.9 FLAT
17	5025011X6	6	BOLT, 5/16-18 X 3/4" GD5
18	5100993	3	ASSM, SPINDLE, CAST IRON
19	5025013X12	3	BOLT, 3/8-16 X 1 1/2" (Qty: 7 - S/N: 2016399222 & Below)
20	5101755S	1	BLADE, 21" (SET OF 3)
21	5025320X14	3	BOLT, 5/8-11 X 1-3/4" GD8
22	5025145X6	2	BOLT, 5/16-18 X 3/4, CARRIAGE
23	5401344A	1	PLATE, DEFLECTOR - BLK
24	5101005	1	SAFETY WALK, 9.75 X 6.00
25	5408810B	1	PLATE, BRACKET, ANTI SCALP - RED (S/N: 2016399222 & Below)
26	5025156	4	WASHER, 3/8 SAE (S/N: 2016399222 & Below)
27	5102036	1	FLAP, STRIPER, 61 DECK
28	5405322A	1	PLATE, SUPPORT - BLK
29	5025011X8	6	BOLT, 5/16-18 X 1" GD5
30	5025498	2	5/16 PUSH-ON NUT RETAINER, STL, CZ
31	5023385	1	SPRING, TORSION (Models 5900931 & 5901296)
32	5025164	1	WASHER, 5/16 FENDER (Models 5900931 & 5901296)
33	5023489	1	CAP, PROTECTOR, .120 ID (Models 5900931 & 5901296)
34	5050086X10P75	1	TUBE, 1/2 X 3/8 X 10.75 BLACK POLY (Models 5900931 & 5901296)
35	5406716A	1	BAFFLE, BLOWOUT, 61 ICD, RH - BLK (Models 5900931 & 5901296)
36	5406717A	1	BAFFLE, BLOWOUT, 61 ICD, LH - BLK (Models 5900931 & 5901296)

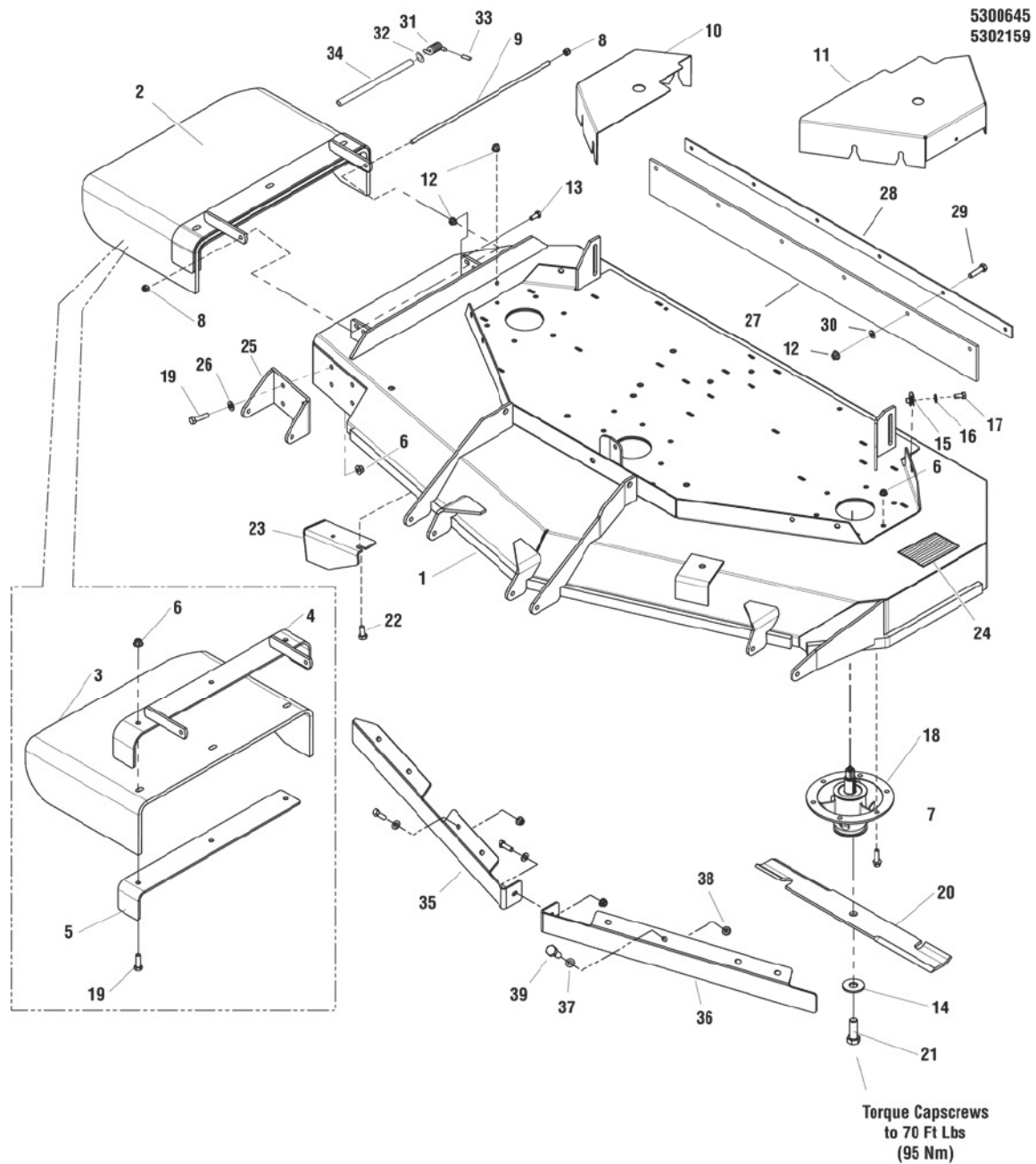
### Footnotes

The above parts group applies to the following Mfg. Nos.:

5901298  
5901296  
5901295

## 61" Mower Deck Group - Housing, Covers, Spindles & Blades (Side Discharge)

NOTE: Unless noted otherwise, use the standard hardware torque specification chart.



The above parts group applies to the following Mfg. Nos.:

5901298  
5901296  
5901295

**61" Mower Deck Group - Housing, Covers, Spindles & Blades (Side Discharge)**

REF NO	PART NO.	QTY.	DESCRIPTION
38	5025392	9	NUT, 5/16-18 HEX NYLOCK FLANGE (Models 5900931 & 5901296)
39	5025011X8	9	BOLT, 5/16-18 X 1 GD5 YZ (Models 5900931 & 5901296)

Not for  
Reproduction

**Footnotes**

---

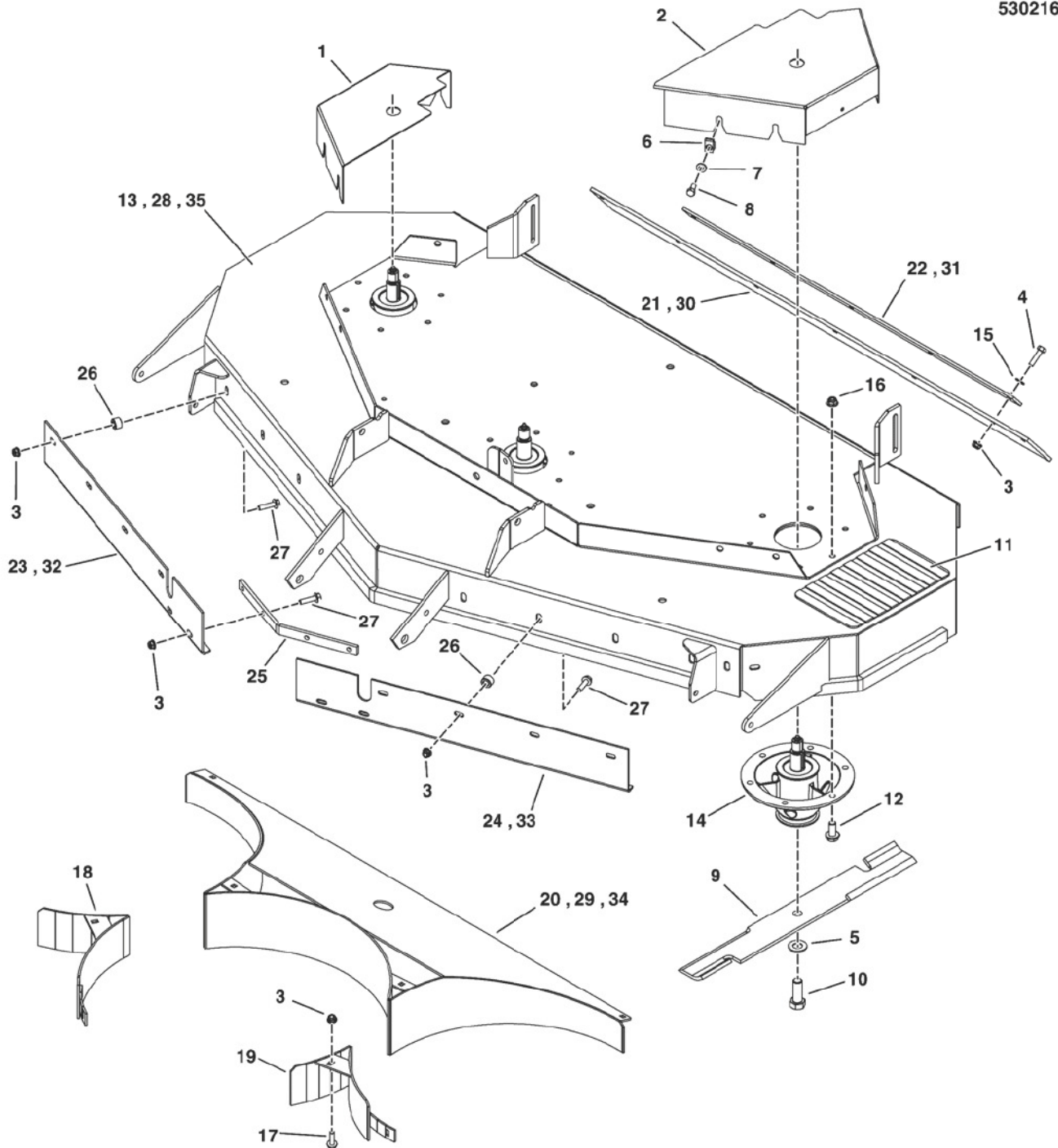
The above parts group applies to the following Mfg. Nos.:

5901298  
5901296  
5901295

## 61" Mower Deck - Housing, Covers, Spindles & Blades (Rear Discharge)

NOTE: Unless noted otherwise,  
use the standard hardware torque  
specification chart.

5302161



The above parts group applies to the following Mfg. Nos.:  
5901297

## 61" Mower Deck - Housing, Covers, Spindles & Blades (Rear Discharge)

REF NO	PART NO.	QTY.	DESCRIPTION
1	5400791B	1	GUARD, 61", RH - RED
2	5406907B	1	GUARD, 61 - LH - RED
3	5025392	25	NUT, 5/16-18 HEX NYLOCK FLANGE
4	5025011X10	5	BOLT, 5/16-18 X 1-1/4 GD5 YZ
5	5025477	3	WASHER, 5/8 GRADE 8, YZ
6	5022308	6	BODY CLIP, 5/16-18-7GA MATERIAL
7	5025292	6	WASHER, 5/16 GD.9 FLAT
8	5025011X6	6	BOLT, 5/16-18 X 3/4 GD5
9	5020842	3	BLADE, 21
10	5025320X14	3	BOLT, 5/8-11 X 1-3/4 GD8
11	5101005	1	SAFETY WALK, 9.75 X 6.00
12	5025390X8	18	BOLT, 3/8-16 X 1, FLANGE
13	5600858	1	DECK SHELL W/DECALS, 2500-61RDCE (5413219B) (S/N: 2016903714 & ABOVE)
14	5100993	3	SPINDLE ASSM, CAST IRON 8.0-6 BOLT
15	5025155	5	WASHER, 5/16 SAE
16	5025394	18	NUT, 3/8-16 HEX NYLOCK FLANGE
17	5025145X8	8	BOLT, 5/16-18 X 1, CARRIAGE
18	5406735A	1	WELD, FRONT BAFFLE, 61 RD, RH - BLK (S/N: 2014680517 & BELOW)
19	5406751A	1	WELD, FRONT BAFFLE, 61 RD, LH - BLK (S/N: 2014680517 & BELOW)
20	5413512A	1	WELD, REAR BAFFLE, 61 RD - BLK (S/N: 2016993007 & ABOVE)
21	5102015	1	FLAP, STRIPER, RD (S/N: 2014680518 & ABOVE)
22	5405238A	1	PLATE, SUPPORT - BLK (S/N: 2014680518 & ABOVE)
23	5406716B	1	BAFFLE, BLOWOUT, RH (S/N: 2014680518 & ABOVE)
24	5406717B	1	BAFFLE, BLOWOUT, LH (S/N: 2014680518 & ABOVE)
25	5061413A	1	BAFFLE, REINFORCEMENT - BLK (S/N: 2014680517 & BELOW)
26	5047408	8	SPACER, .39 X .75 X .50 (S/N: 2014680517 & BELOW)
27	5023156	12	BOLT, 5/16-18 X 1 1/4 FLANGE
28	5600503	1	DECK SHELL W/ DECALS, IS2500 61RD CE (5407877B) (S/N: 2014680518 - 2016903713)
29	5407884A	1	WELD, REAR BAFFLE, 61 RD - BLK (S/N: 2014680518 - 2016993006)
30	5102640	1	FLAP, STRIPER, 61, RD (S/N: 2014680517 & BELOW)
31	5406894B	1	PLATE, SUPPORT, 61 - RED (S/N: 2014680517 & BELOW)
32	5061411B	1	BAFFLE, BLOWOUT, RH (S/N: 2014680517 & BELOW)
33	5061412B	1	BAFFLE, BLOWOUT, LH (S/N: 2014680517 & BELOW)
34	5406749B	1	WELD, REAR BAFFLE, 61RD - RED (S/N: 2014680517 & BELOW)
35	5600423	1	DECK SHELL W/ DECALS, IS2500 61RD CE (5406725B) (S/N: 2014680517 & BELOW)

### Footnotes

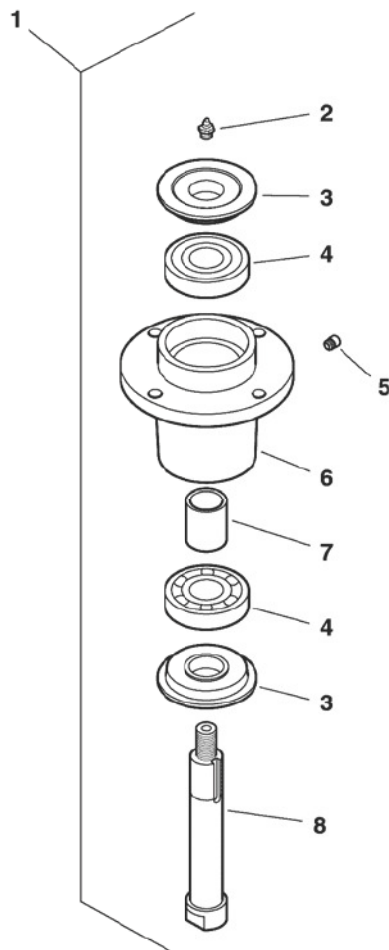
The above parts group applies to the following Mfg. Nos.:  
5901297

## Spindle Service Parts - 5061095

---

NOTE: Unless noted otherwise,  
use the standard hardware torque  
specification chart.

5061095



---

The above parts group applies to the following Mfg. Nos.:

5901293  
5901331  
5901332  
5901294



### **Spindle Service Parts - 5061095**

<b>REF NO</b>	<b>PART NO.</b>	<b>QTY.</b>	<b>DESCRIPTION</b>
1	5061095	1	ASSM, SPINDLE, LOW PROFILE (Nut and Washer Sold Separately)
2	5023329	1	FITTING
3	5049793	2	SHIELD, TRASH
4	5023330	2	BEARING, .98 X 2.44 X .67
5	5023296	1	FITTING, RELIEF, 1-5 PSI
6	5061097	1	HOUSING, SPINDLE
7	5061099	1	SPACER
8	5061098	1	SHAFT, SPINDLE

Not for  
Reproduction

#### **Footnotes**

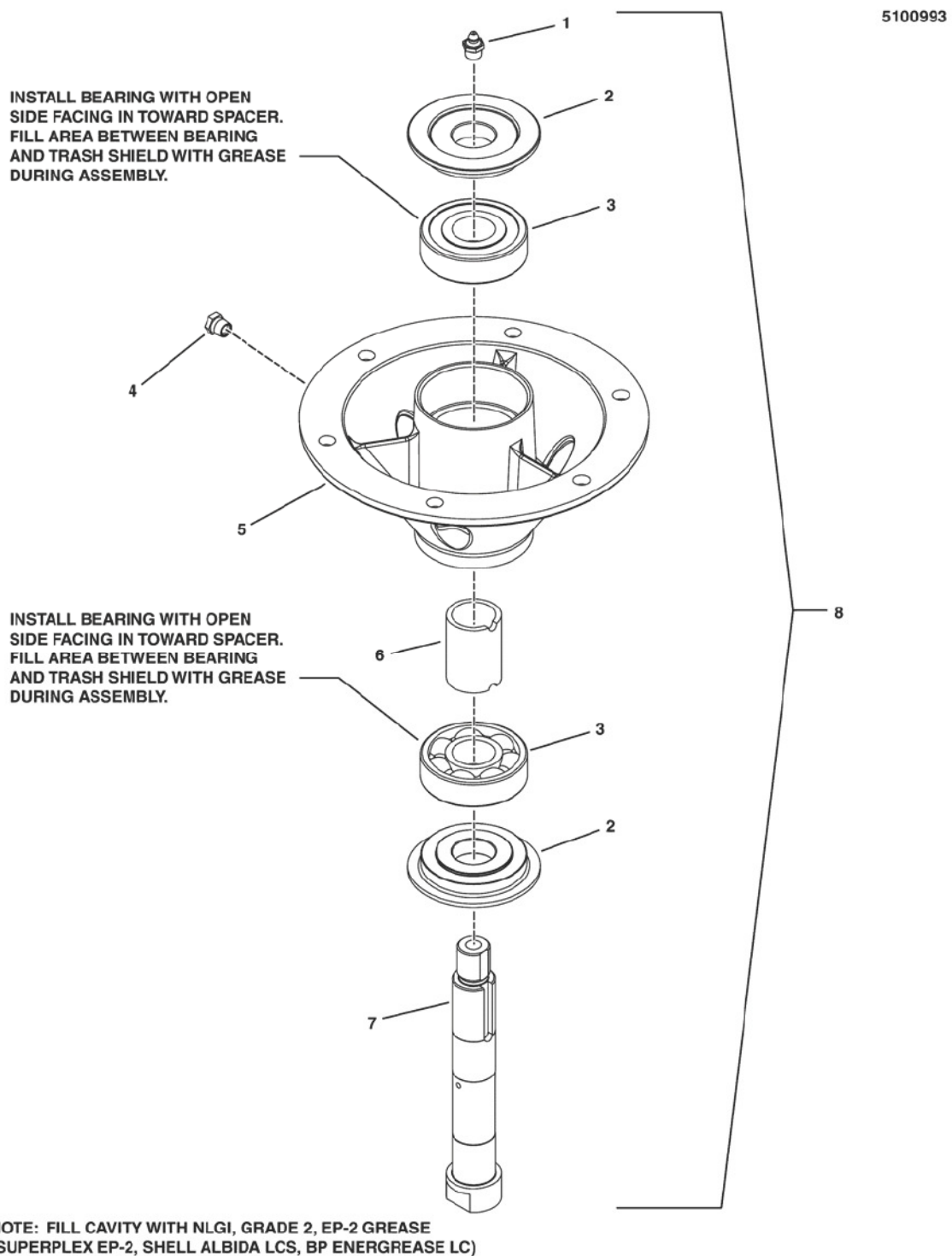
---

The above parts group applies to the following Mfg. Nos.:

5901293  
5901331  
5901332  
5901294

## Spindle Service Parts - 5100993

NOTE: Unless noted otherwise, use the standard hardware torque specification chart.



The above parts group applies to the following Mfg. Nos.:

5901298  
5901296  
5901297  
5901295

### Spindle Service Parts - 5100993

REF NO	PART NO.	QTY.	DESCRIPTION
1	5023329	1	FITTING
2	5049793	2	SHIELD, TRASH
3	5023330	2	BEARING, .98 X 2.44 X .67
4	5023296	1	FITTING, RELIEF, 1-5 PSI
5	5101048	1	HOUSING, SPINDLE, BOTTOM MOUNT SM
6	5061099	1	SPACER
7	5061098	1	SHAFT, SPINDLE
8	5100993	1	SPINDLE ASSM, CAST IRON 8.0-6 BOLT (Includes Ref No. 1 - 7)

Not for  
Reproduction

#### Footnotes

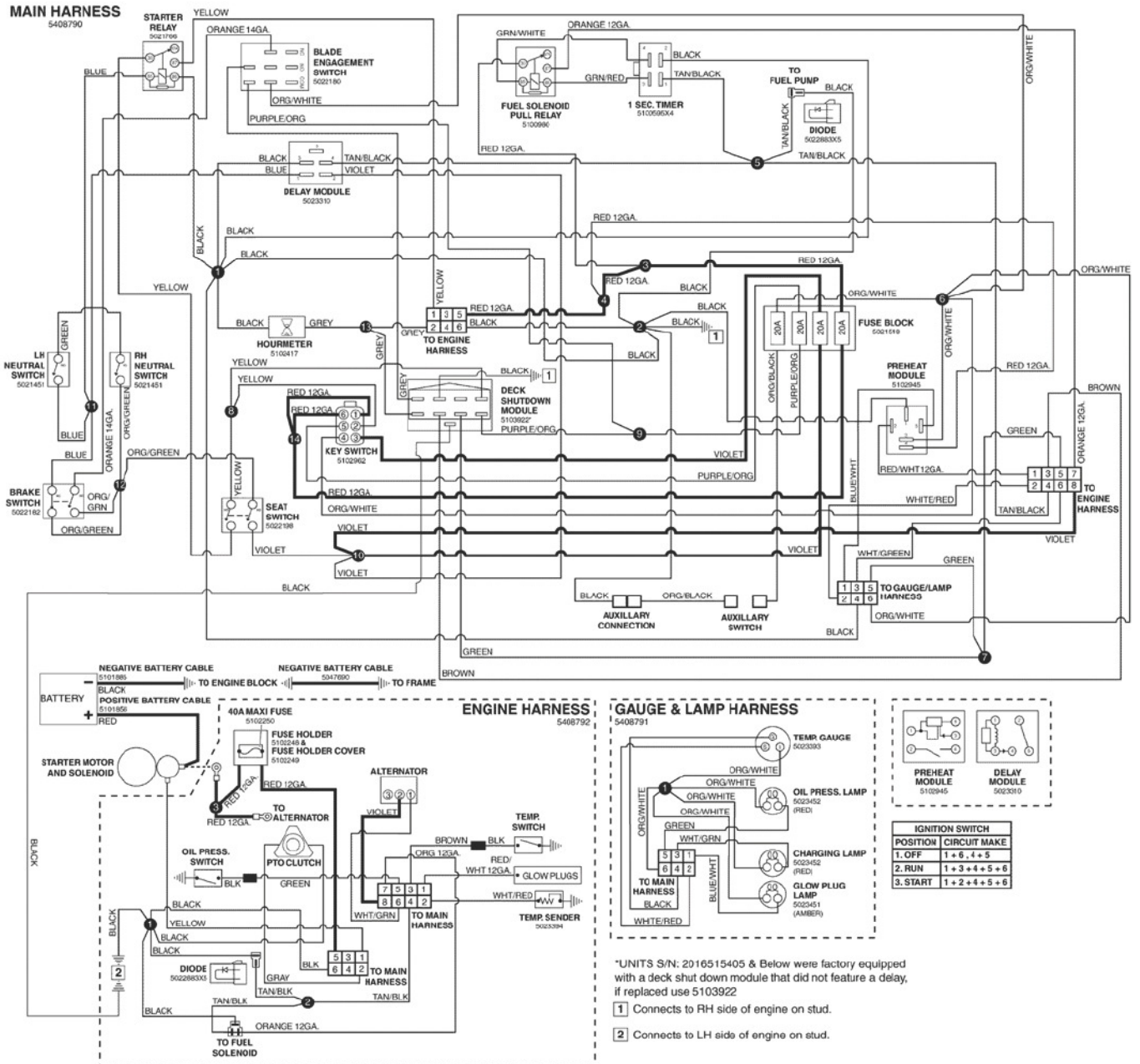
---

The above parts group applies to the following Mfg. Nos.:

5901298  
5901296  
5901297  
5901295

# Electrical Schematic - Charging Circuit

5408790C



The above parts group applies to the following Mfg. Nos.:

- 5901293 - IS    5901294 - IS
- 5901298 - IS    5901295 - IS
- 5901296 - IS
- 5901297 - IS
- 5901331 - IS
- 5901332 - IS

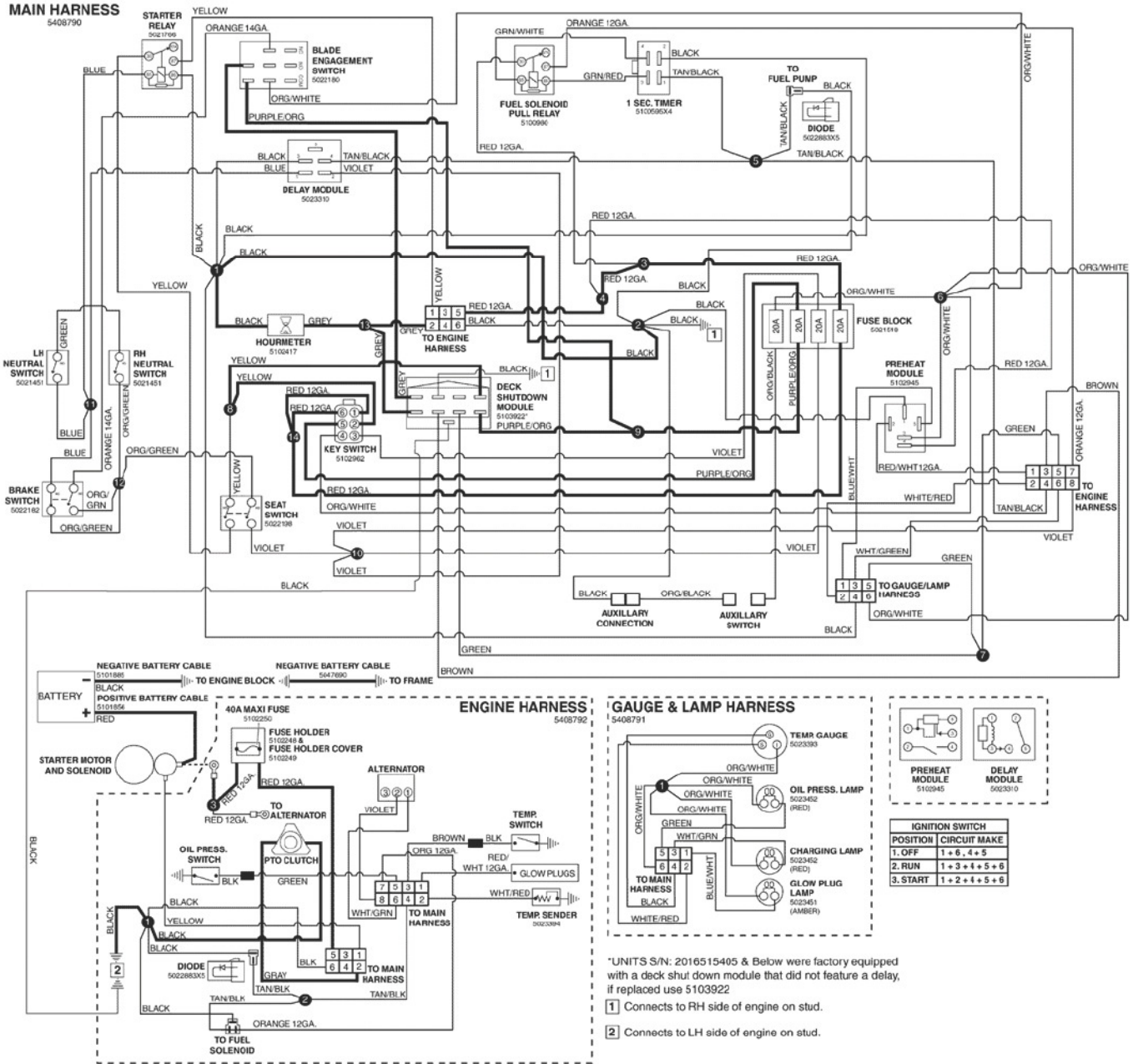






# Electrical Schematic - PTO & Hourmeter Circuit

5408790P

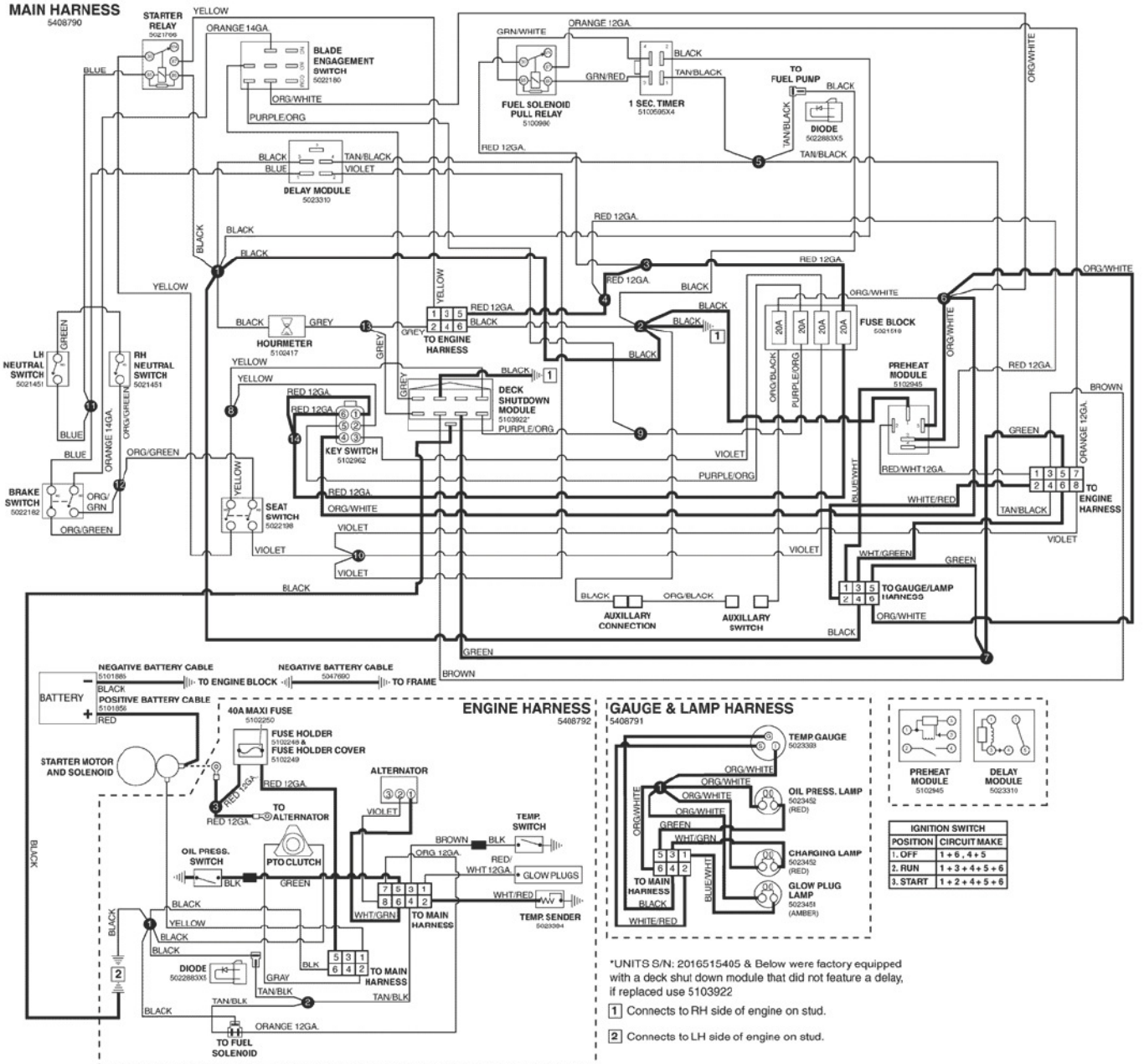


The above parts group applies to the following Mfg. Nos.:

- 5901293 - IS    5901294 - IS
- 5901298 - IS    5901295 - IS
- 5901296 - IS
- 5901297 - IS
- 5901331 - IS
- 5901332 - IS

# Electrical Schematic - Gauges & Lamps Circuit

5408790G

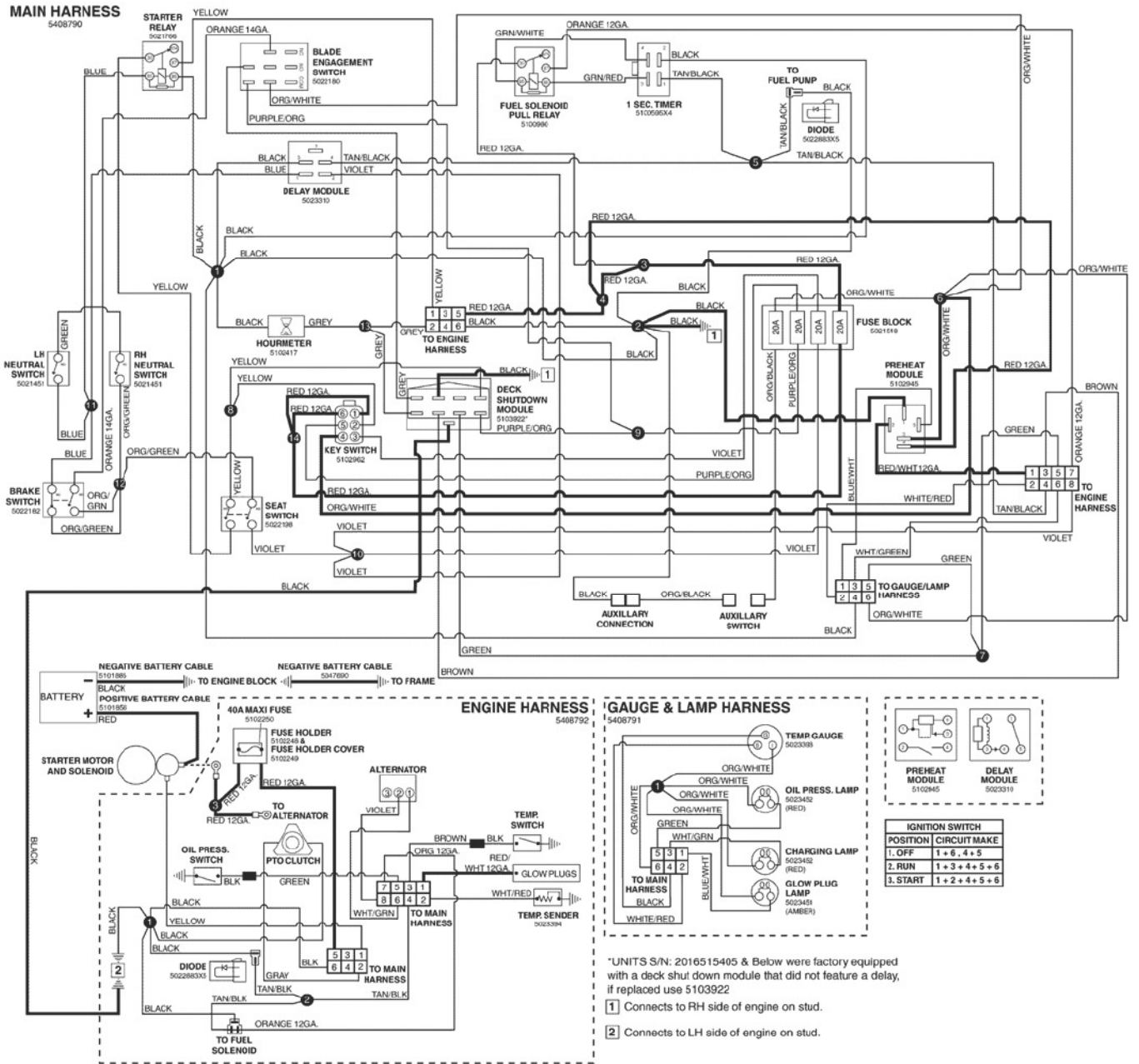


The above parts group applies to the following Mfg. Nos.:

- 5901293 - IS    5901294 - IS
- 5901298 - IS    5901295 - IS
- 5901296 - IS
- 5901297 - IS
- 5901331 - IS
- 5901332 - IS

# Electrical Schematic - Glow Plug Heat Circuit

5408790H



The above parts group applies to the following Mfg. Nos.:

- 5901293 - IS    5901294 - IS
- 5901298 - IS    5901295 - IS
- 5901296 - IS
- 5901297 - IS
- 5901331 - IS
- 5901332 - IS



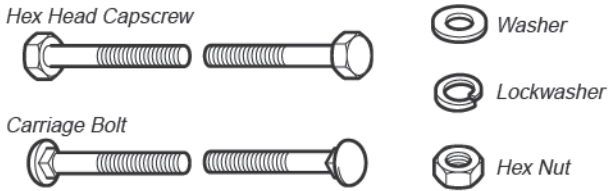


Not for  
Reproduction



# Hardware Identification & Torque Specifications

## Common Hardware Types

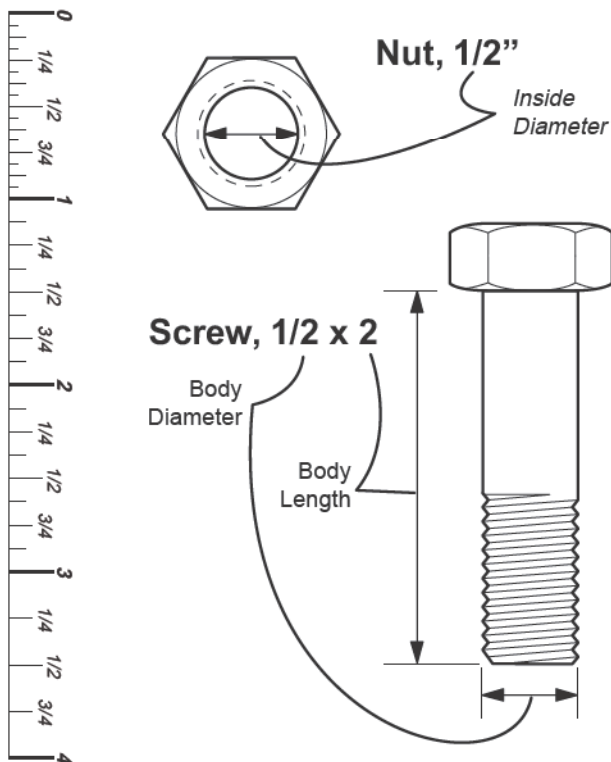


## Standard Hardware Sizing

When a washer or nut is identified as 1/2", this is the *Nominal size*, meaning the *inside diameter* is 1/2 inch; if a second number is present it represent the *threads per inch*

When bolt or capscrew is identified as 1/2 - 16 x 2", this means the *Nominal size*, or *body diameter* is 1/2 inch; the second number represents the *threads per inch* (16 in this example, and the final number is the *body length* of the bolt or screw (in this example 2 inches long).

*The guides and ruler furnished below are designed to help you select the appropriate hardware and tools.*



## Torque Specification Chart

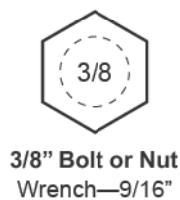
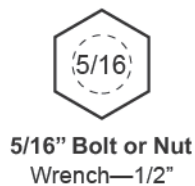
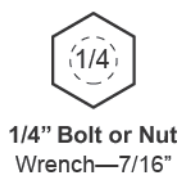
FOR STANDARD MACHINE HARDWARE (Tolerance  $\pm 20\%$ )

Hardware Grade	No Marks		SAE Grade 5		SAE Grade 8	
	SAE Grade 2		SAE Grade 5		SAE Grade 8	
Size Of Hardware	in/lbs ft/lbs	Nm.	in/lbs ft/lbs	Nm.	in/lbs ft/lbs	Nm.
8-32	19	2.1	30	3.4	41	4.6
8-36	20	2.3	31	3.5	43	4.9
10-24	27	3.1	43	4.9	60	6.8
10-32	31	3.5	49	5.5	68	7.7
1/4-20	66	7.6	8	10.9	12	16.3
1/4-28	76	8.6	10	13.6	14	19.0
5/16-18	11	15.0	17	23.1	25	34.0
5/16-24	12	16.3	19	25.8	27	34.0
3/8-16	20	27.2	30	40.8	45	61.2
3/8-24	23	31.3	35	47.6	50	68.0
7/16-14	30	40.8	50	68.0	70	95.2
7/16-20	35	47.6	55	74.8	80	108.8
1/2-13	50	68.0	75	102.0	110	149.6
1/2-20	55	74.8	90	122.4	120	163.2
9/16-12	65	88.4	110	149.6	150	204.0
9/16-18	75	102.0	120	163.2	170	231.2
5/8-11	90	122.4	150	204.0	220	299.2
5/8-18	100	136	180	244.8	240	326.4
3/4-10	160	217.6	260	353.6	386	525.0
3/4-16	180	244.8	300	408.0	420	571.2
7/8-9	140	190.4	400	544.0	600	816.0
7/8-14	155	210.8	440	598.4	660	897.6
1-8	220	299.2	580	788.8	900	1,244.0
1-12	240	326.4	640	870.4	1,000	1,360.0

### NOTES

- These torque values are to be used for all hardware excluding: locknuts, self-tapping screws, thread forming screws, sheet metal screws and socket head setscrews.
- Recommended seating torque values for locknuts:
  - for prevailing torque locknuts - use 65% of grade 5 torques.
  - for flange whizlock nuts and screws - use 135% of grade 5 torques.
- Unless otherwise noted on assembly drawings, all torque values must meet this specification.

## Wrench & Fastener Size Guide



# Parts Manual

## IS2500Z Series

### Zero-Turn Riding Mower

Not for  
Reproduction

IT IS THE POLICY OF BRIGGS STRATTON TO IMPROVE ITS PRODUCTS WHENEVER IT IS POSSIBLE AND PRACTICAL TO DO SO. WE RESERVE THE RIGHT TO MAKE CHANGES OR ADD IMPROVEMENTS AT ANY TIME WITHOUT INCURRING ANY OBLIGATION TO MAKE SUCH CHANGES ON PRODUCTS MANUFACTURED

**Briggs and Stratton Power Products Group, LLC.**

5375 North Main Street  
Munnsville, NY 13409 USA  
800-933-6175

[www.ferrisindustries.com](http://www.ferrisindustries.com)

© Copyright 2015 Briggs and Stratton Corporation  
All Rights Reserved. Printed In USA.

